WEB

RG-S6000E

S6000E_RGOS11.4(1)B12

V2.0

copyright © 2017

copyright © 201

-
-
-

- http://www.ruijie.com.cn/
- http://webchat.ruijie.com.cn
- http://www.ruijie.com.cn/service.aspx
- 7×24 4008-111-000
- http://bbs.ruijie.com.cn/portal.php
- http://www.ruijie.com.cn/service/know.aspx
- 4008111000@ruijie.com.cn

1.

[ ] [ ]

{ x | y | ... }

[x | y | ...]

//

2.

" كم

1 Eweb

1.1

IE WEB

WEB WEB WEB WEB WEB

WEB IE

S6000E

1.2

WEB	WEB

1.2.1 WEB

PC WEB

1-1

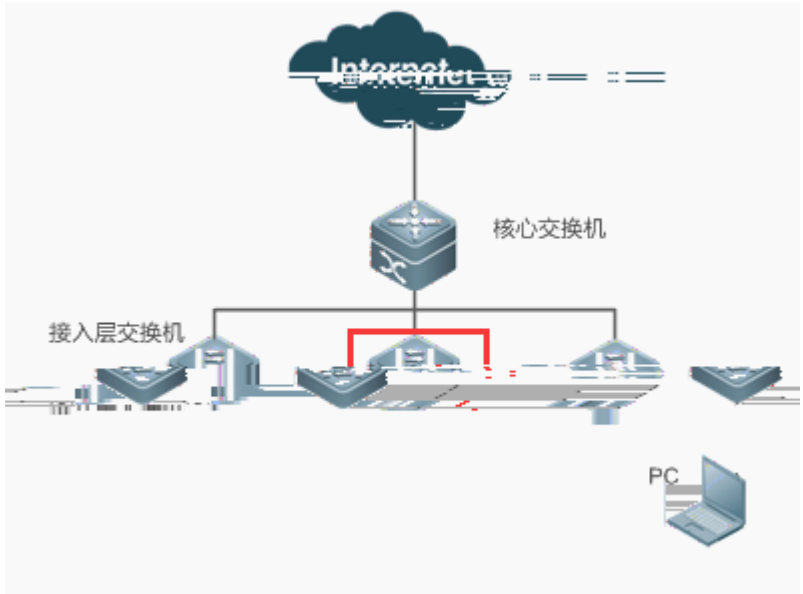

RG交换机
极简网络，新一代交换机
请输入管理员账户...
请输入管理员密码...
登录
忘记密码?
English

保存设置	
+	
全选 反选 取消选择	
*	

↘

●

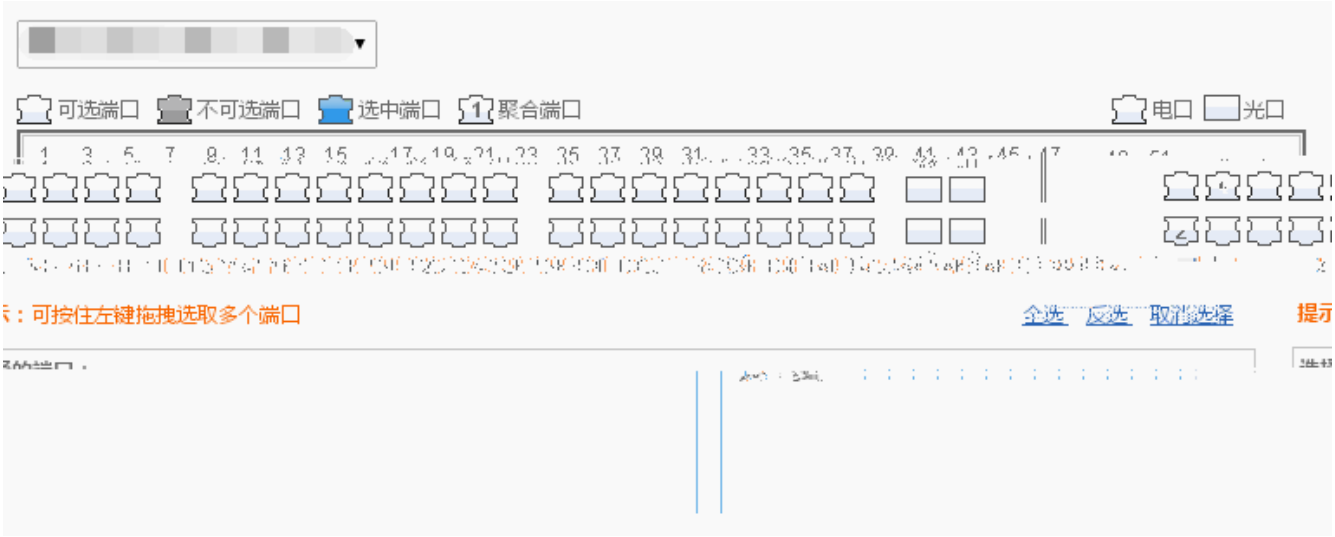

●

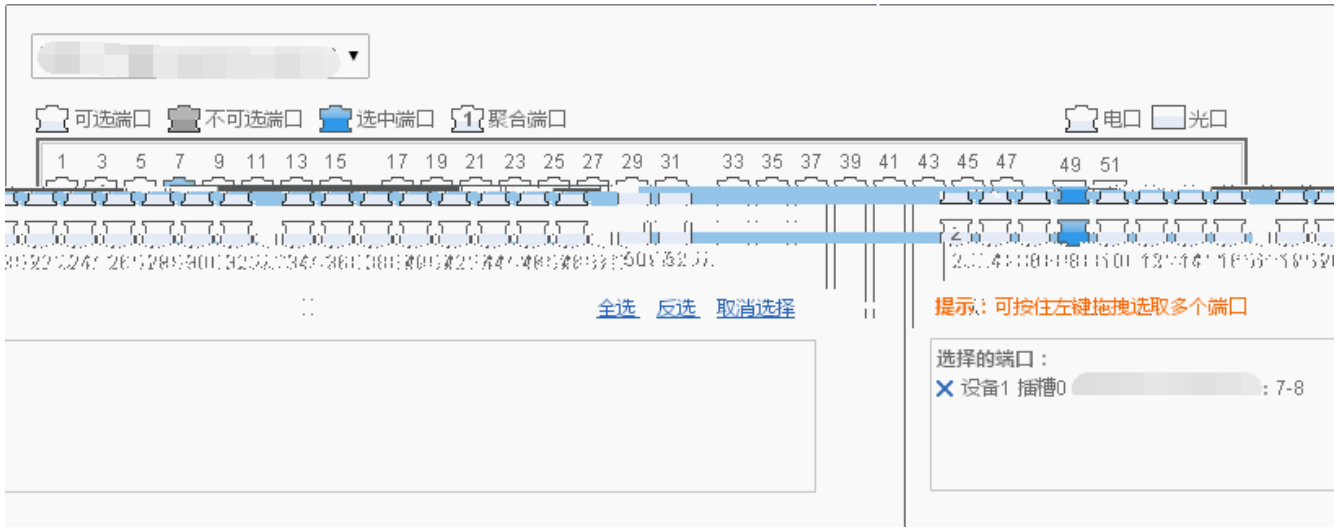

WEB

VLAN	VLAN Trunk
MAC	
	RLDP
IGMP	IGMP Snooping
DHCP	DHCP
	web
DHCP Snooping	DHCP Snooping
ARP	ARP ARP DAI ARP
IP Source Guard	

DHCP

	ping tracert

1.3.1

1-4

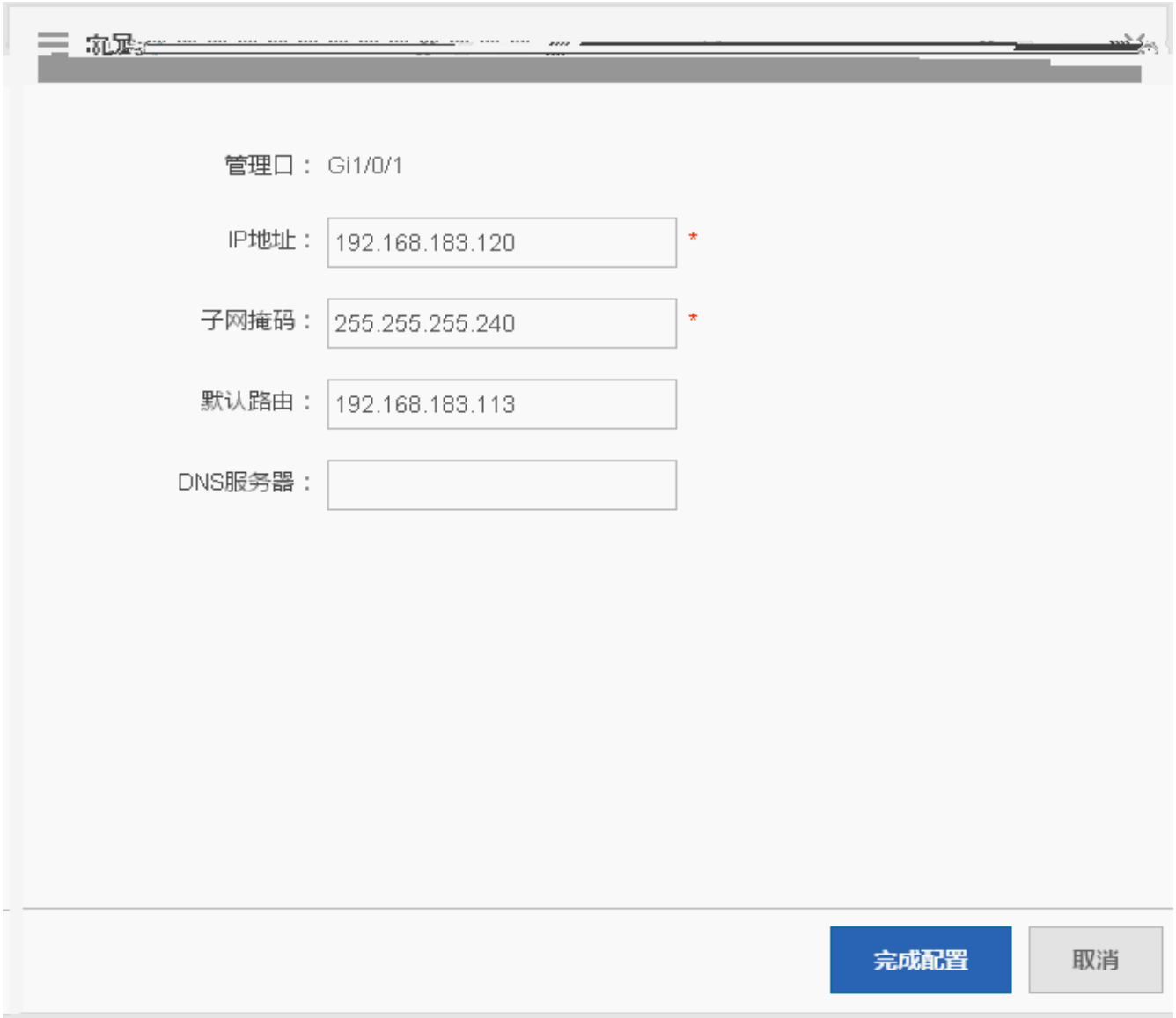

VLAN ID IP DNS “ ”

1.3.2

“ ” VLAN

1.3.2.1

1-5

1.3.2.2 VLAN

VLAN “ VLAN ” “ Trunk ”

VLAN

VLAN

1-6 VLAN

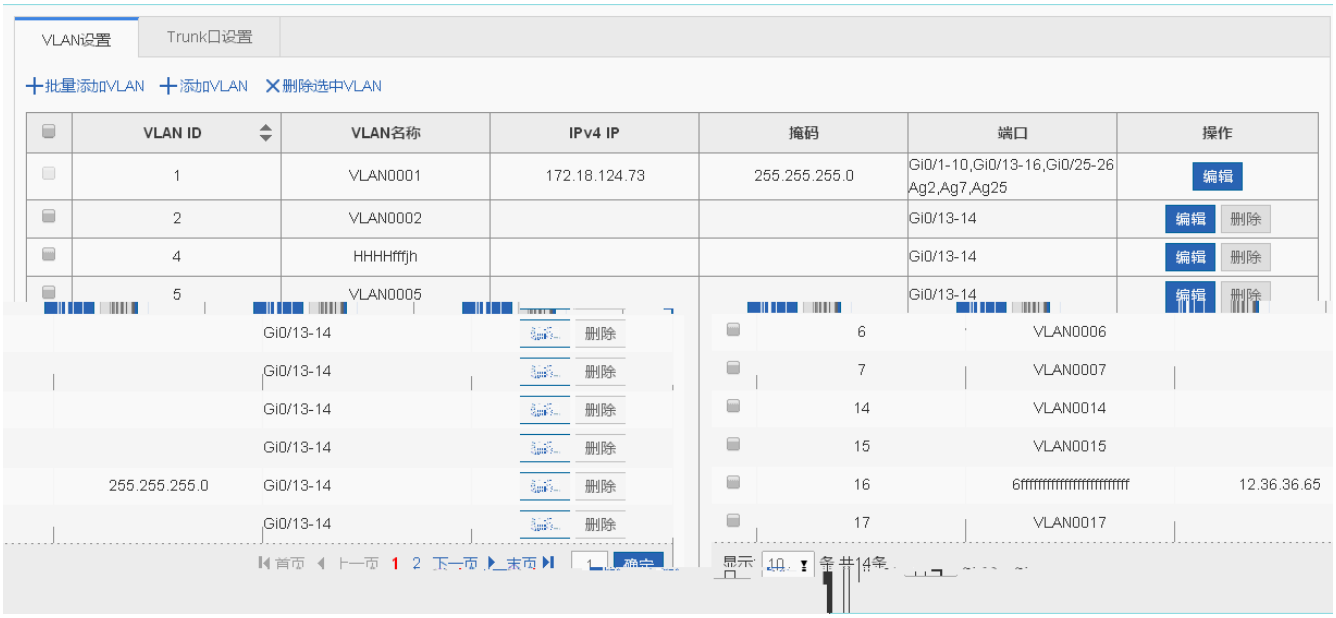

- VLAN

  VLAN VLAN ID “ ” “ ” VLAN

- VLAN

  “ VLAN ” < > VLAN < > “ ”

- VLAN

1 “ VLAN ” “ VLAN ”

2 “ VLAN ” < > “ vlan ” “ ”

  VLAN 1 VLAN

VLAN1 VLAN

Trunk

Trunk

1-7 Trunk

1-8

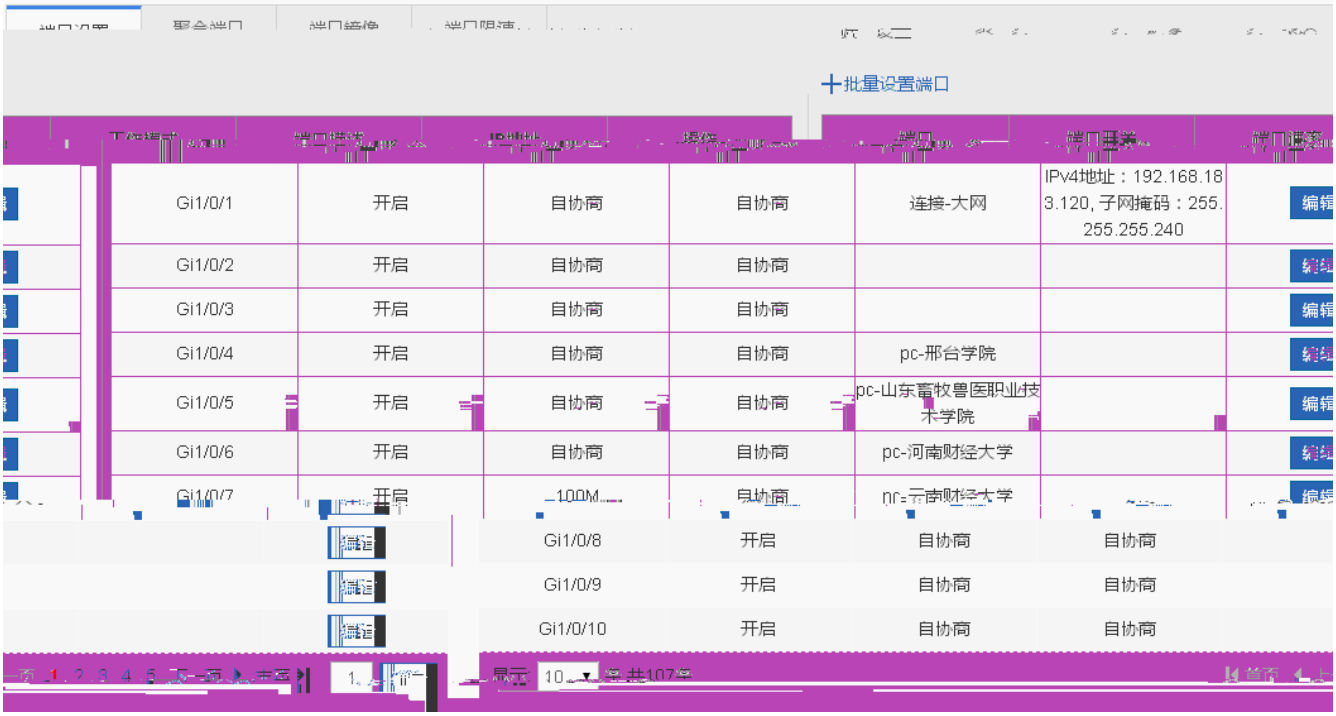
批量设置端口
Gi1/0/1 开启 自协商 自协商 连接-大网 IPv4地址：192.168.183.120，子网掩码：255.255.255.240 编辑
Gi1/0/2 开启 自协商 自协商 编辑
Gi1/0/3 开启 自协商 自协商 编辑
Gi1/0/4 开启 自协商 自协商 pc-邢台学院 编辑
Gi1/0/5 开启 自协商 自协商 pc-山东畜牧兽医职业技术学院 编辑
Gi1/0/6 开启 自协商 自协商 pc-河南财经大学 编辑
Gi1/0/7 开启 100M 自协商 pc-云南财经大学 编辑
Gi1/0/8 开启 自协商 自协商
Gi1/0/9 开启 自协商 自协商
Gi1/0/10 开启 自协商 自协商

●

ARP ARP MAC VLAN

< > < >

1-10

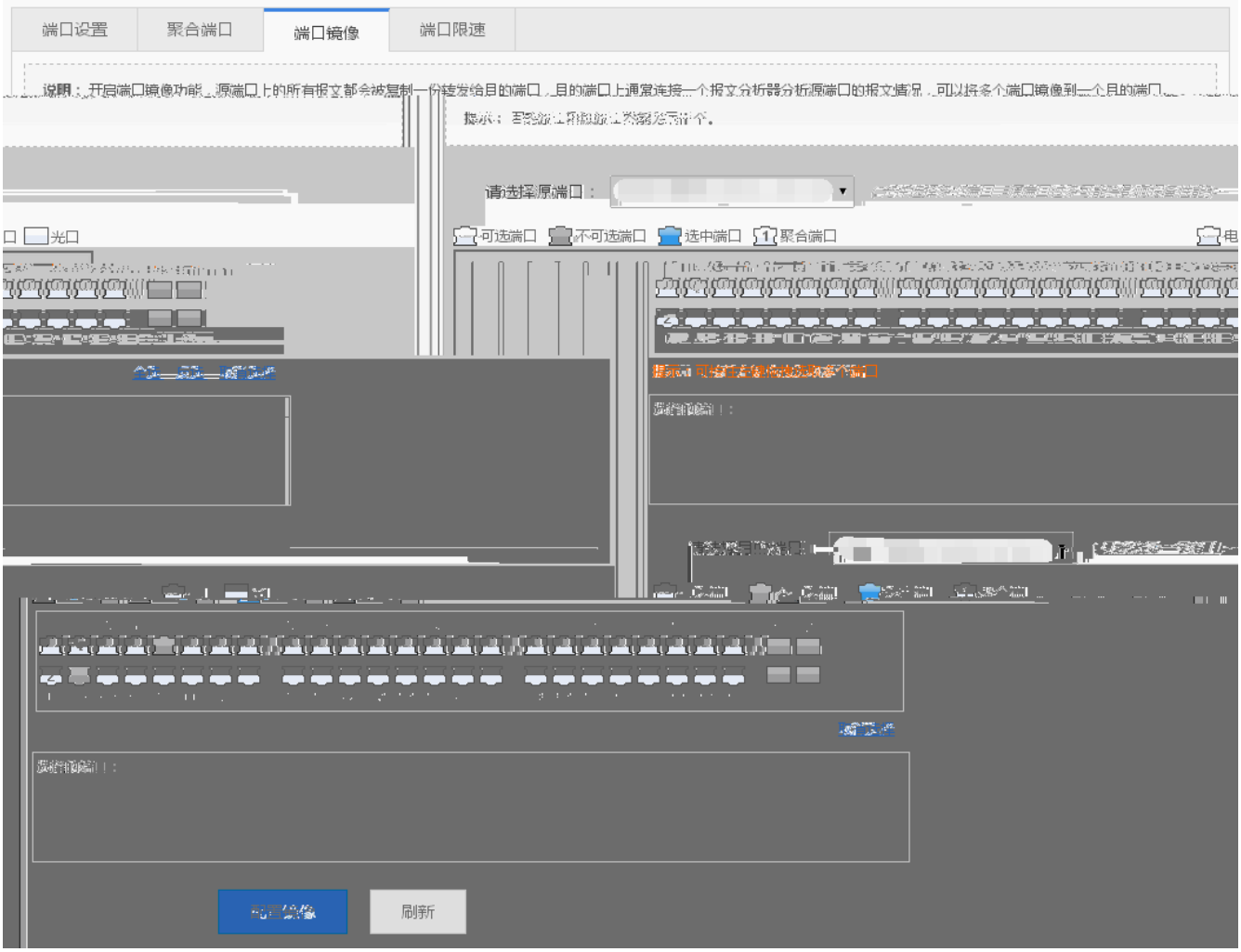

web

< > “ ”

< >

1-11

- “ ” “ ”

- “ ” < > < > “ ”

-

1 “ ” “ ”

2 “ ” < > “ ” “ ”

1.3.2.4

1-12

< > “ ” < >

1-14

-

MAC VLAN ID “ ” “ ”

-

“ ” < > < > “ ”

-

“ ” “ ”

2 “ ” < > “ ” “ ”

1.3.3.2

“ ”

1-15

- IP “ ” “ ”

- “ ” < > < > “ ”

- 1 “ ” “ ”
2 “ ” < > “ ” “ ”

- IP “ ” “ ”

1 2

1.3.3.3

“ ” RLDP

1-16

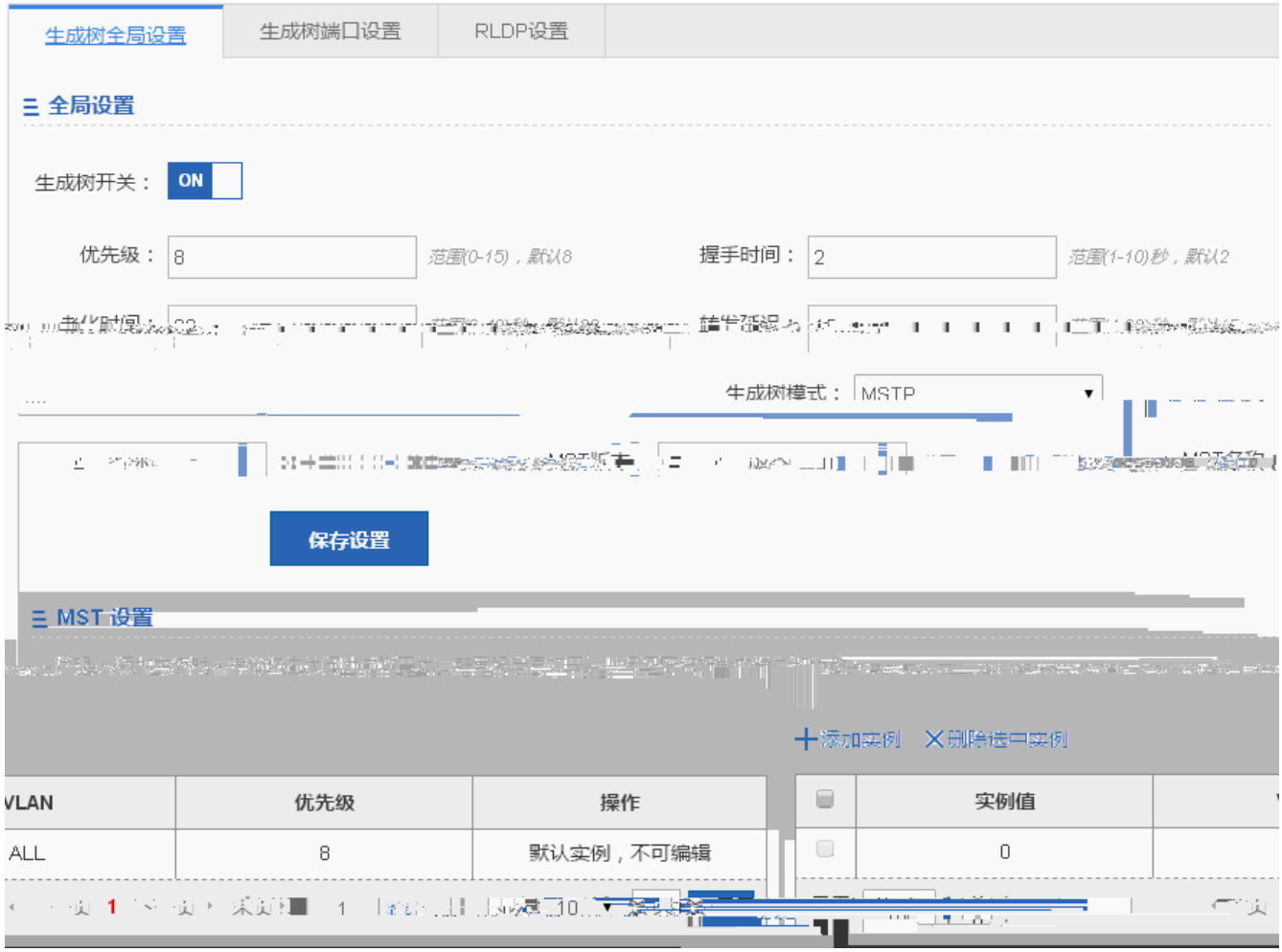

“ MSTP ” MST

- VLAN “ ” “ ”
- “ ” < > < > “ ”
-

1 “ ” “ ”

2 “ ” < > “ ” “ ” 0

1-17

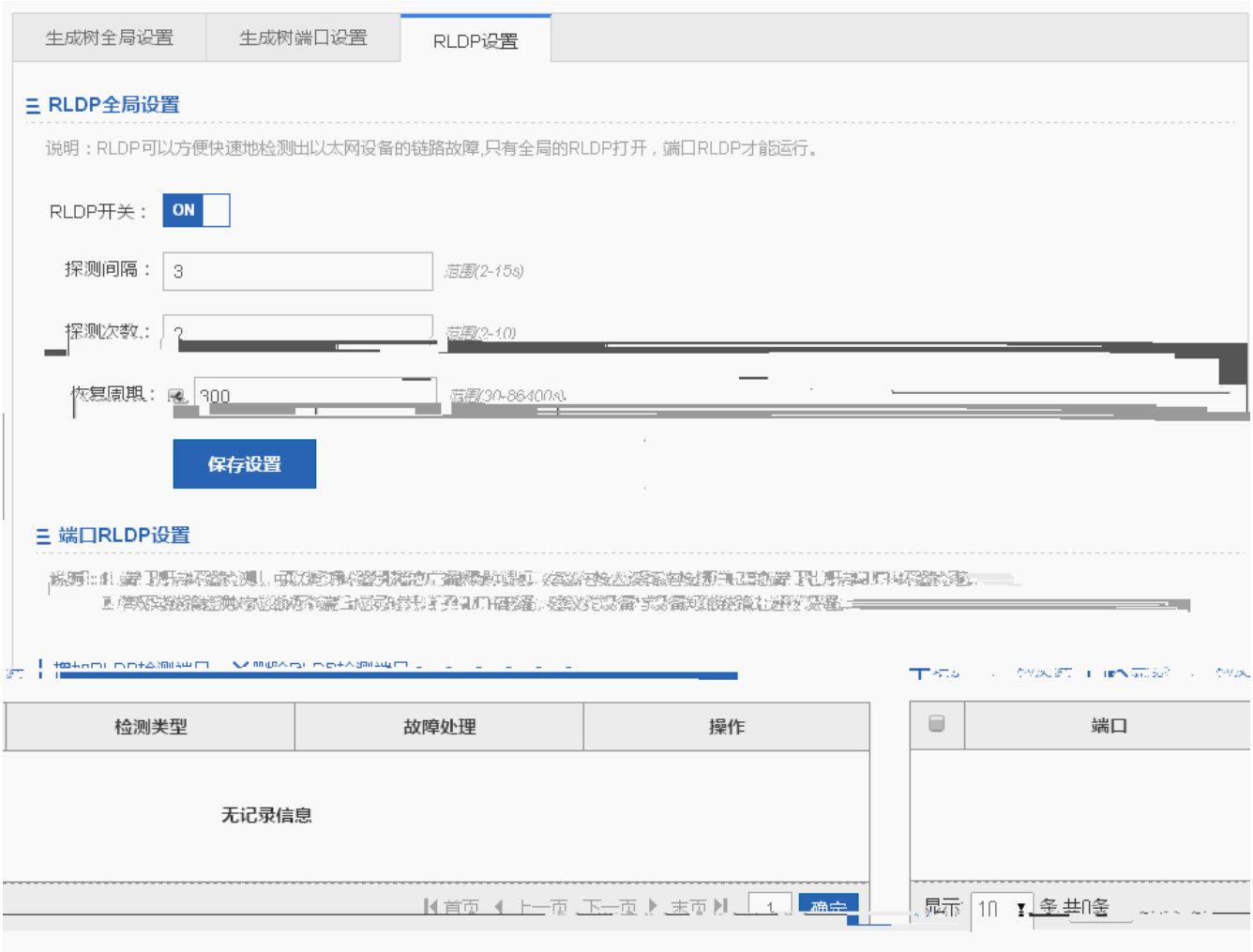

1 RLDP

RLDP RLDP < > “ ”

2 RLDP

- RLDP

“ ” “ ” “ ” “ ” RLDP

“ RLDP ”

- RLDP

“ RLDP ” < > RLDP

< > “ ”

-

“ RLDP ” “ RLDP ”

2 “ RLDP ” < > “ ” “ ”

1.3.3.4 IGMP

IGMP

1-18 IGMP Snooping

- “ ” “ ”

- “ ” < > < > “ ”

-

1 “ ” “ ”

2 “ ” < > “ ” “ ”

1.3.3.5 DHCP

DHCP

1-19 DHCP

DHCP DHCP

1.3.3.6

“ ” web

web

web

1-20 web

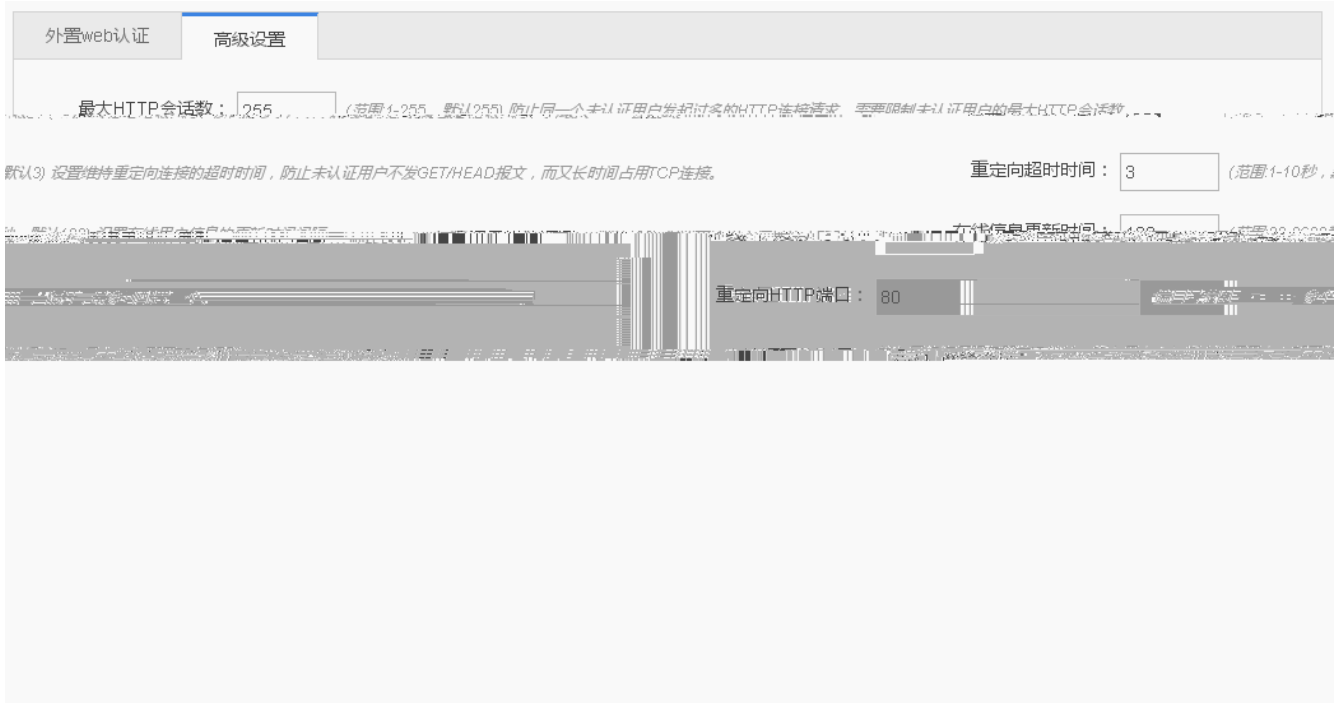

“ ”

1.3.4

“ ” DHCP Snooping ARP IP Source Guard NFPP

1.3.4.1 DHCP Snooping

DHCP Snooping

1-22 DHCP Snooping

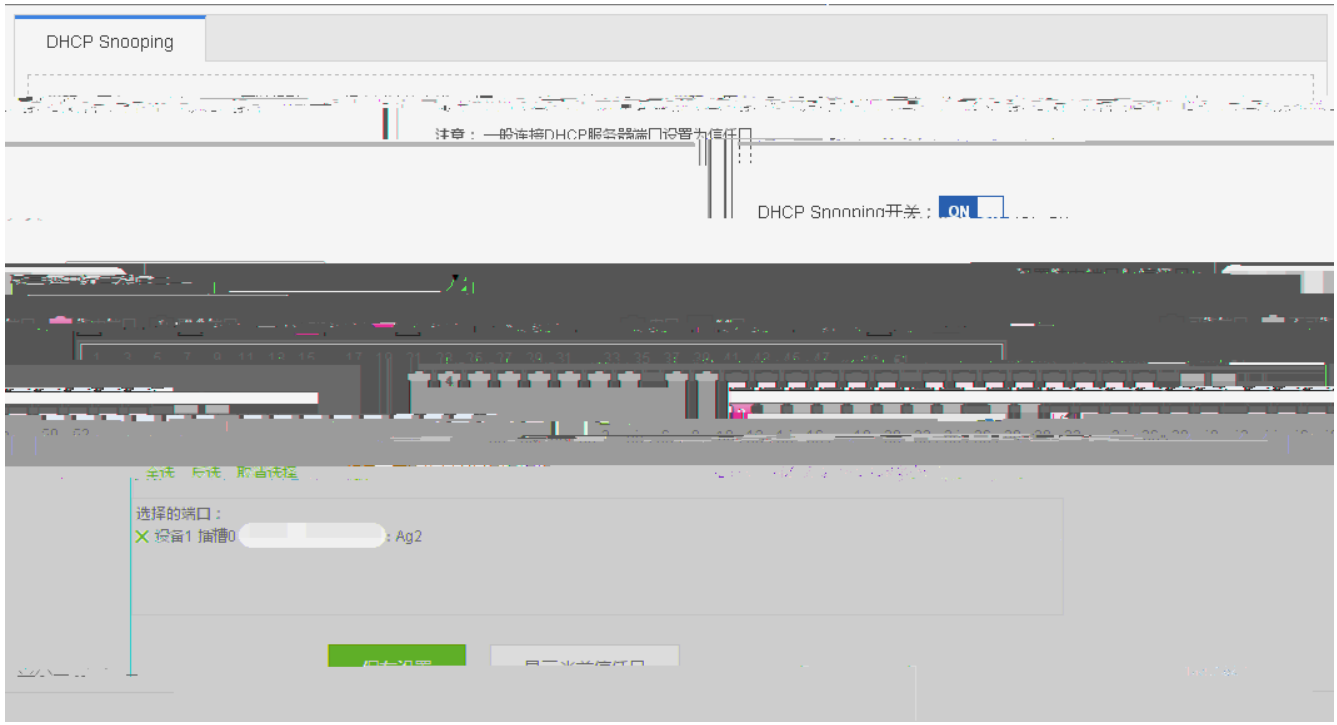

DHCP SERVER DHCP DHCP SERVER

DHCP < >

1.3.4.2 ARP

“ ARP ” ARP ARP DAI ARP

ARP

1-23 ARP

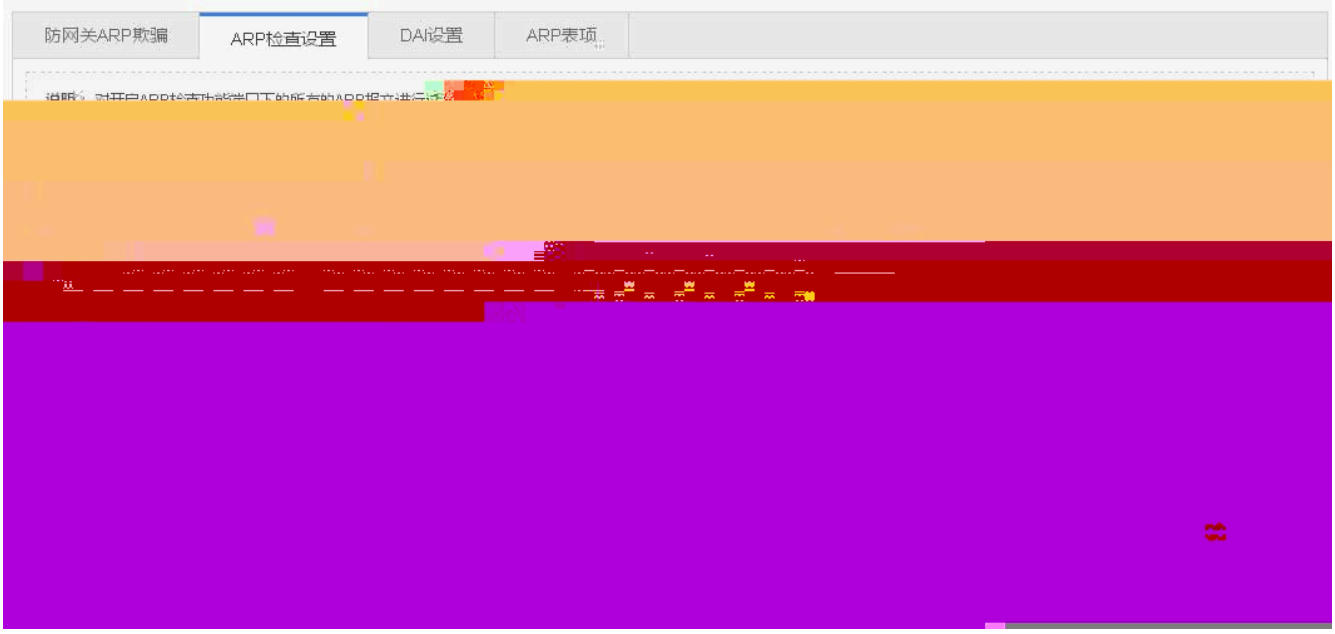

ARP

ARP

< ARP > ARP

DHCP Sn ooping ARP

DAI

1-25 DAI

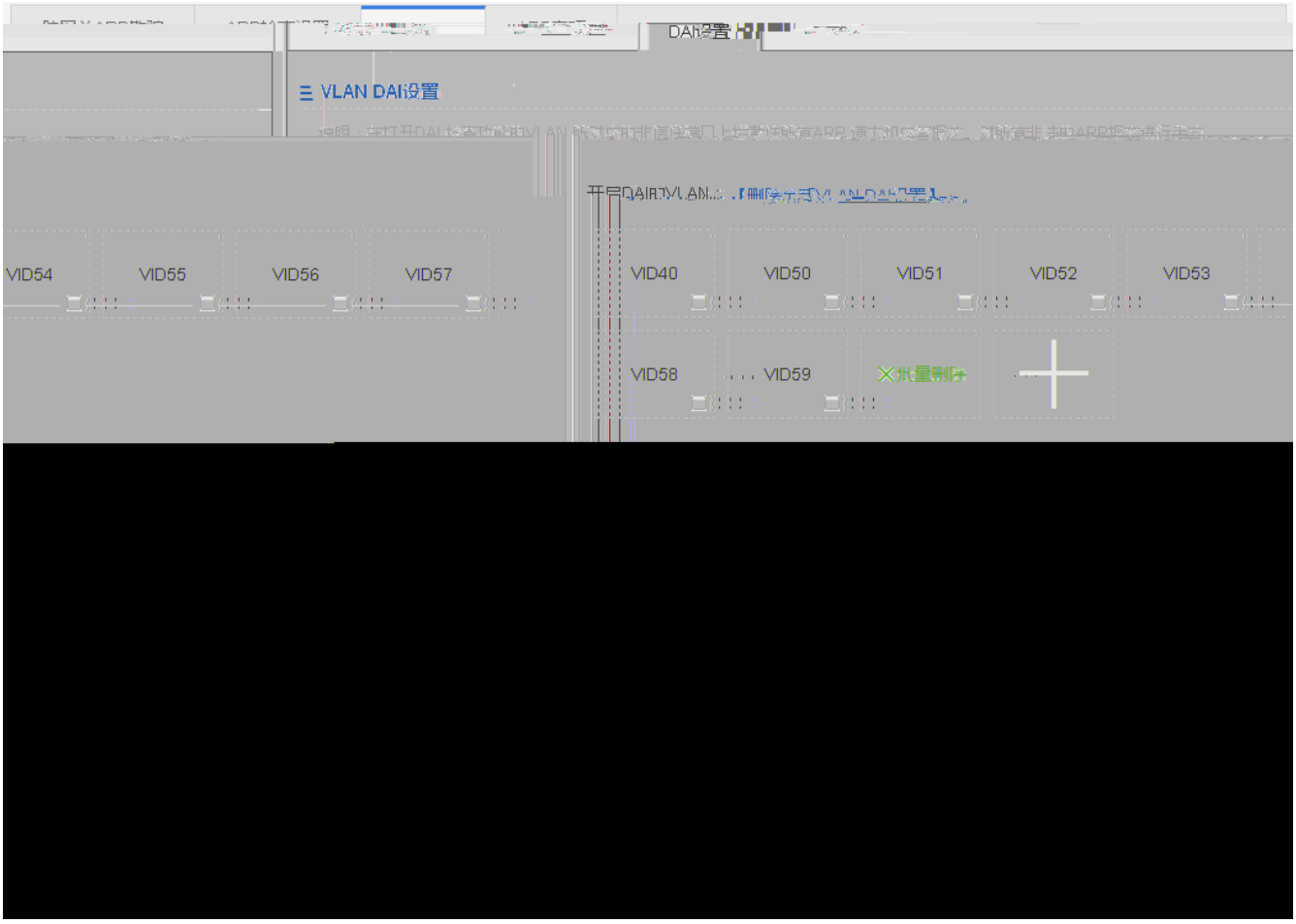

1 VLAN DAI

DAI VLAN

2 DAI

DAI

DAI

< DAI > DAI

DHCP Sn ooping ARP

ARP

1-26 ARP

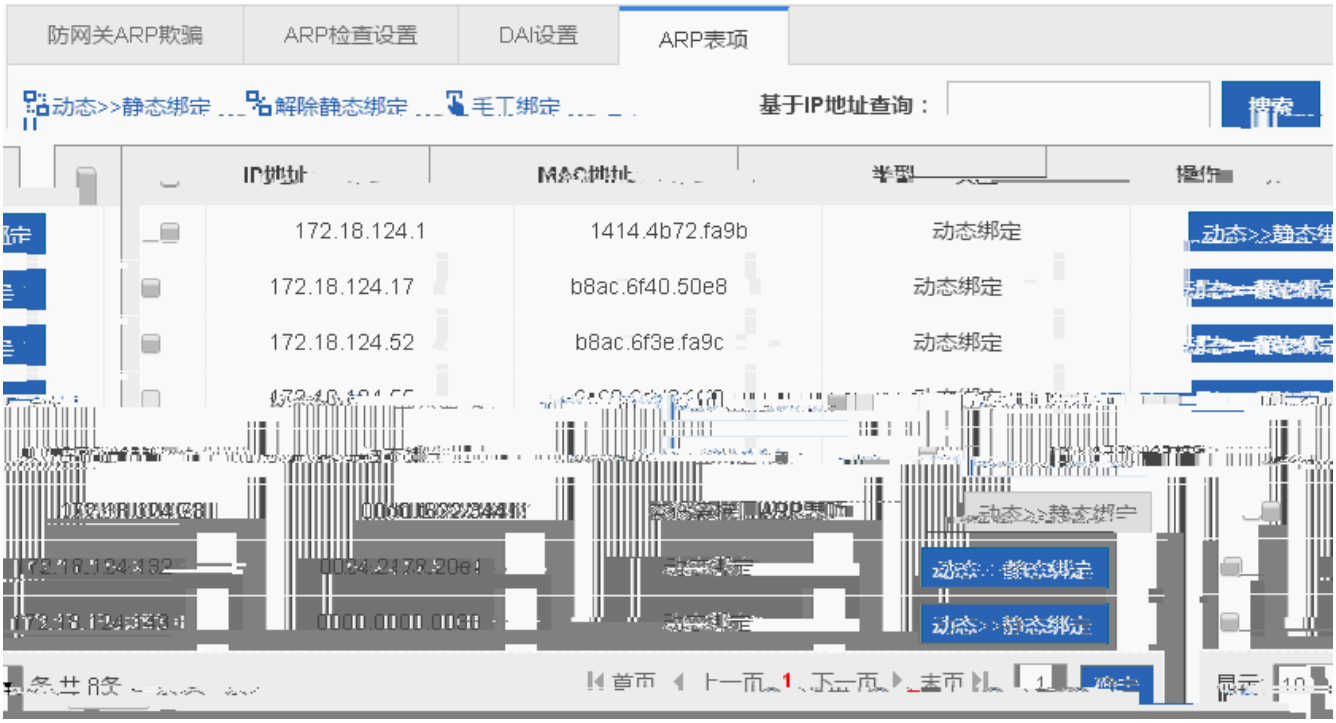

● >>

1 “ ARP ”

2 “ ARP ” < > “ ”

●

1 “ ARP ”

2 “ ARP ” < > “ ”

●

IP MAC “ ” “ ” “ ARP ”

1.3.4.3 IP Source Guard

“ IP Source Guard ”

↘ ^ ”

- MAC IP VLAN ID “ ” “ ”
- “ ” < > < > “ ”
- 1 “ ” “ ”
2 “ ” < > “ ? ” “ ”

1.3.4.4

1-29

- IP “ ” “ ”
- “ ” < > < > “ ”
- 1 “ ” “ ”

2 “ ” < > “ ? ” “ ”

1-30

- IP “ ” “ ”
- “ ” < > < > “ ”
- 1 “ ” “ ”

2 “ ” < > “ ” “ ”

1.3.4.5 NFPP

NFPP

1-31 NFPP

NFPP
ARP防攻击：
开启ARP防攻击，防止大量非法ARP报文攻击设备。设备每秒处理的ARP报文 不超过4个。
【ARP防攻击列表】
【IP防扫描列表】
防止大量非法ICMP占用带宽和CPU资源，设备每秒处理的ICMP报文 不超过4个。
开启ICMP防攻击
【ICMP防攻击列表】
【DHCPv4防攻击列表】
开启DHCPv6防攻击
【DHCPv6防攻击列表】
ND防攻击：
开启ND防攻击
直看防攻击日志：
【本地防攻击日志】
保存设置
恢复默认设置

“ ” “ ” “ ”

1.3.4.6

1-32

风暴控制
添加风暴控制端口
删除选中的风暴控制端口
端口
广播
组播
单播
操作
Gi0/16
90%
-
-
编辑
删除
显示 10 条 共1条
首页
上一页
1
下一页
末页
1
确定

-

“ ” “ ”

-

“ ” < > <
> “ ”

●

1 “ ” “ ”

2 “ ” < > “ ” “
”

1.3.5

1.3.5.1

1-33

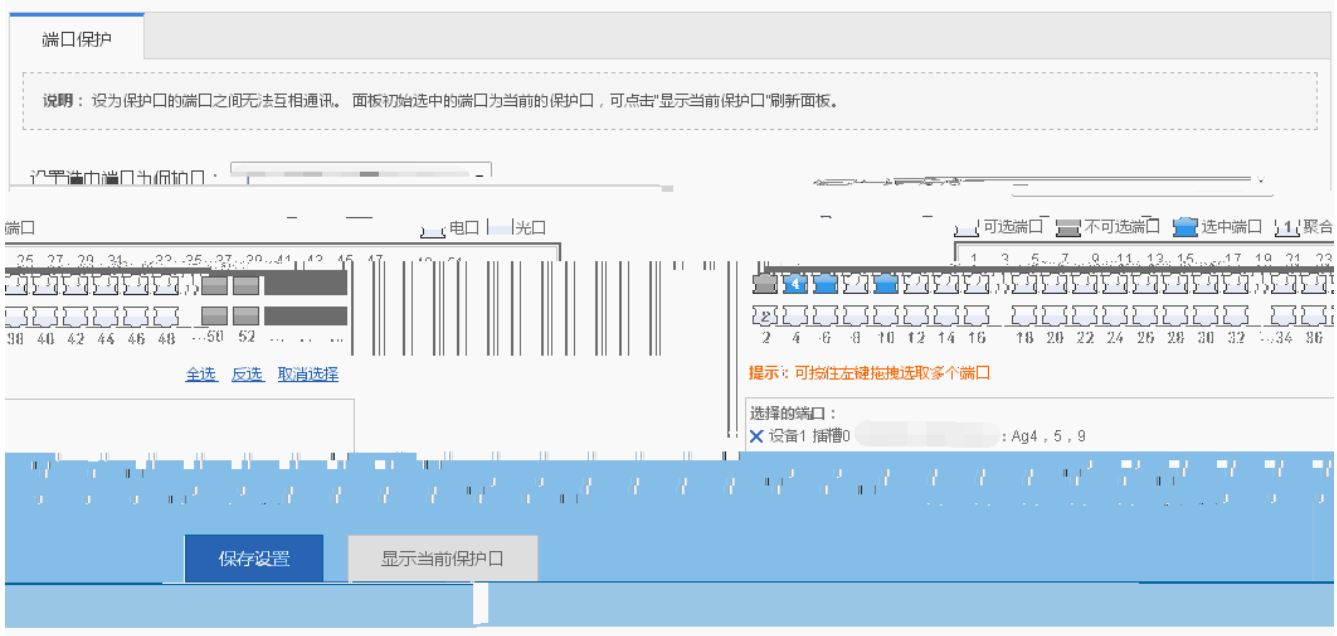

“ ” “ ”
.

1.3.5.2 DHCP

“ DHCP ” DHCP ES224GT

DHCP

DHCP

1-34 DHCP

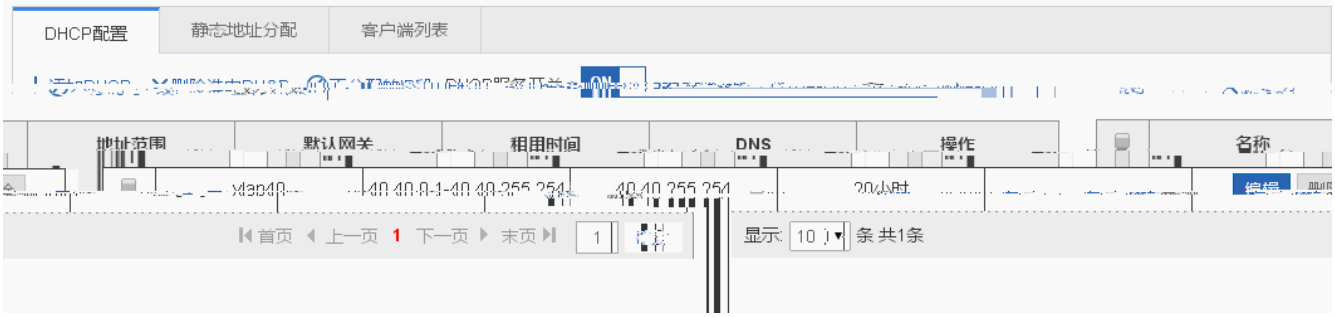

- DHCP

IP “ ” “ ” DHCP

- DHCP

“ DHCP ” < > DHCP < >

“ ”

- DHCP

1 “ DHCP ” “ DHCP ”

2 “ DHCP ” < > “ DHCP ” “ ”

- DHCP

<DHCP > DHCP

1-35



- ACL

“ ACL ” ACL “ ” “ ” ACL ACL

- ACL

ACL ACL “ ACL ” “ ”

- ACL

ACL IP “ ” “ ” ACL

- ACL

“ ACL ” < > ACL < > “ ”

- ACL

1 “ ACL ” “ ”

2 “ ACL ” < > “ ” “ ”

- ACL

ACL “ ” “ ” ACL

- ACL

“ ACL ” < > ACL < > “ ”

- ACL

“ ACL ” “ ”

ACL

ACL

1-39 ACL

- ACL

ACL ACL “ ” “ ” ACL

- ACL

“ ACL ” < > ACL < > “ ”

- ACL

1 “ ACL ” “ ACL ”

2 “ ACL ” < > “ ” “ ”

1.3.5.4 QOS

1-40

分类设置
策略设置
流设置
说明：分类设置采用ACL的匹配规则识别出符合某类特征的数据流，并对该数据流进行标记。
添加分类
删除选中的分类
分类名
ACL
操作
testclass
test
编辑
删除
显示: 10 条 共1条
首页
上一页
1
下一页
末页
1
确定

- ACL “ ” “ ”
- “ ” < > < > “ ”
-

“ ” < > “ ” “ ”

●

“ ” “ ”

●

“ ” < > < >
“ ”

●

1 “ ” “ ”

2 “ ” < > “ ” “ ”

1-42

分类设置
策略设置
流设置
说明：应用策略设置对端口的输入或输出流进行限制（同一端口的输入输出流必须对应相同的信任模式，可以对应不同的策略）。
添加应用策略端口
删除选中的应用策略端口
端口
方向
策略名
信任模式
操作
无记录信息
首页
上一页
下一页
末页
1
确定
显示:
10
条

●

“ ” “ ”

●

1 “ ” < >

2 “ ” < > “ ” “ ”

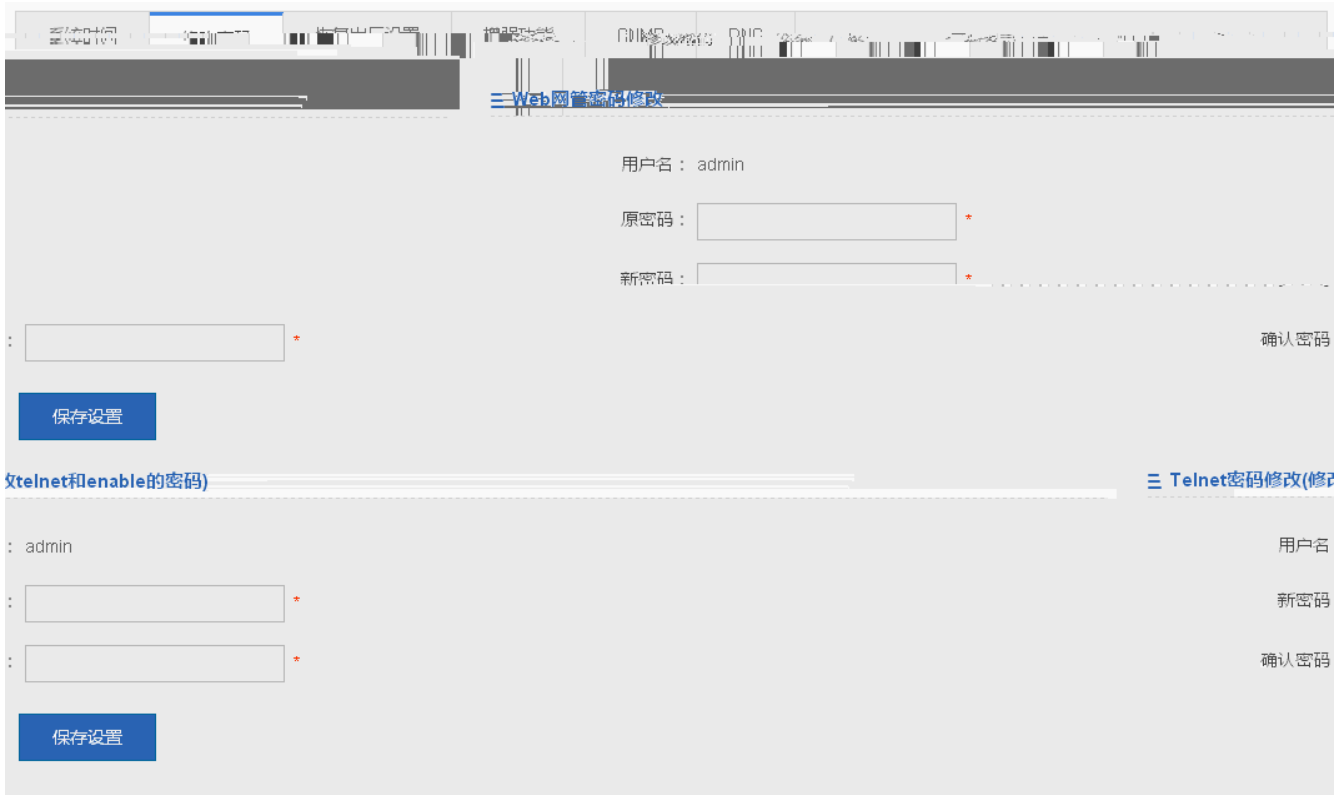

- Web

Web “ ”

< >

web enable

- Telnet

telent

1-45

- /

-

< >

1-46

系统时间
修改密码
恢复出厂设置
增强功能
SNMP
DNS
基本信息
WEB访问端口：
80
*(范围80,1025-65535)
登录超时：
10分钟
保存设置

WEB < > “ ”

SNMP

SNMP

1-47 SNMP

SNMP SNMP Trap < > “ ”

DNS

DNS

1-48 DNS

DNS < > “ ”

1.3.6.2

“ ” “ WEB ”

1-49

“ ”

1.3.6.5

“ ping ” “ tracert ” “ ”

Ping

Ping

1-54 ping

IP < >

tracert

tracert

1-55 tracert

ping IP < >