4008-111-000
http://www.ruijie.com.cn

© 2013

Â http://www.ruijie.com.cn/

Â http://webchat.ruijie.com.cn

8:30 6 “ ”

Â http://www.ruijie.com.cn/service.aspx

Â 7 × 24 4008-111-000

Â http://support.ruijie.com.cn

Â service@ruijie.com.cn

RGOS®10.4 (3b17)p2

,

,

,

1.

[ ] [ ]

{ x | y | ... }

[x | y | ...]

//

2.

&

3.

Â

Â

Â

WEB IE Â

WEB WEB WEB ÂWEB
WEB WEB IE Â

WEB WEB WEB PC
IPAD

IE6.0 ä IE7.0 ä IE8.0 IE maxthon Â
WEB

1024*768 ä 1280*1024 1440*960

WEB Â

WEB Â Local Enable
WEB Â

IP Â web Â

Â

config

```
Ruijie#configure
Enter configuration commands, one per line.  End with CNTL/Z.
```

WEB

```
Ruijie(config)#enable service web-server
```

WEB й Local

```
Ruijie(config)#ip http authentication local
```

й 15 ~ n

```
Ruijie(config)#username admin password admin
```

```
Ruijie#configure
Enter configuration commands, one per line.  End with CNTL/Z.
```

WEB

```
Ruijie(config)#enable service web-server
```

WEB Enable

```
Ruijie(config)#ip http authentication enable
```

Enable

```
Ruijie(config)#enable password admin
```

IP

```
Ruijie(config)#interface vlan 1
Ruijie(config-if-VLAN 1)#ip address 192.168.195.200 255.255.255.0
```

```
Ruijie(config)#show running-config
Building configuration...
Current configuration : 2014 bytes
!
version RGOS 10.2(4), Release(55435)(Wed May 13 11:50:07 CST 2009 -ngcf32)
vlan 1
no service password-encryption
!
enable password admin            //WEB     Enable
enable service web-server          //   WEB
!
!
interface VLAN 1
 ip address 192.168.195.200 255.255.255.0   //        IP
 no shutdown
!
!
line con 0
line vty 0 4
 login
!
!
end
```

WEB Enable Enable

IP http://192.168.195.200

1-1

1-2

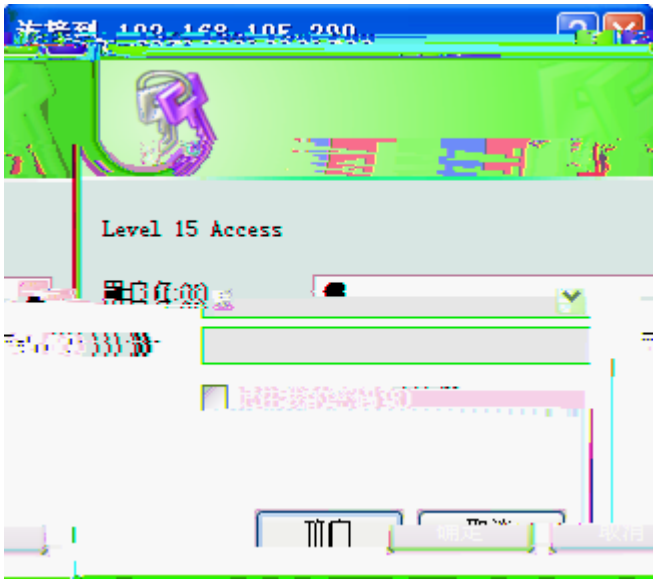

WEB

يي 1-3 WEB


交换机 WEB 管理平台
锐捷网络
主机名 : Ruijie
软件版本：RGOS 10.2(4), Release(55222),Web Version:10.2.55222
硬件版本：1.0

` ľ Ħ IP Ŀ G ╖ Â

Ħ IP ‘

ي 2-1 Ħ IP

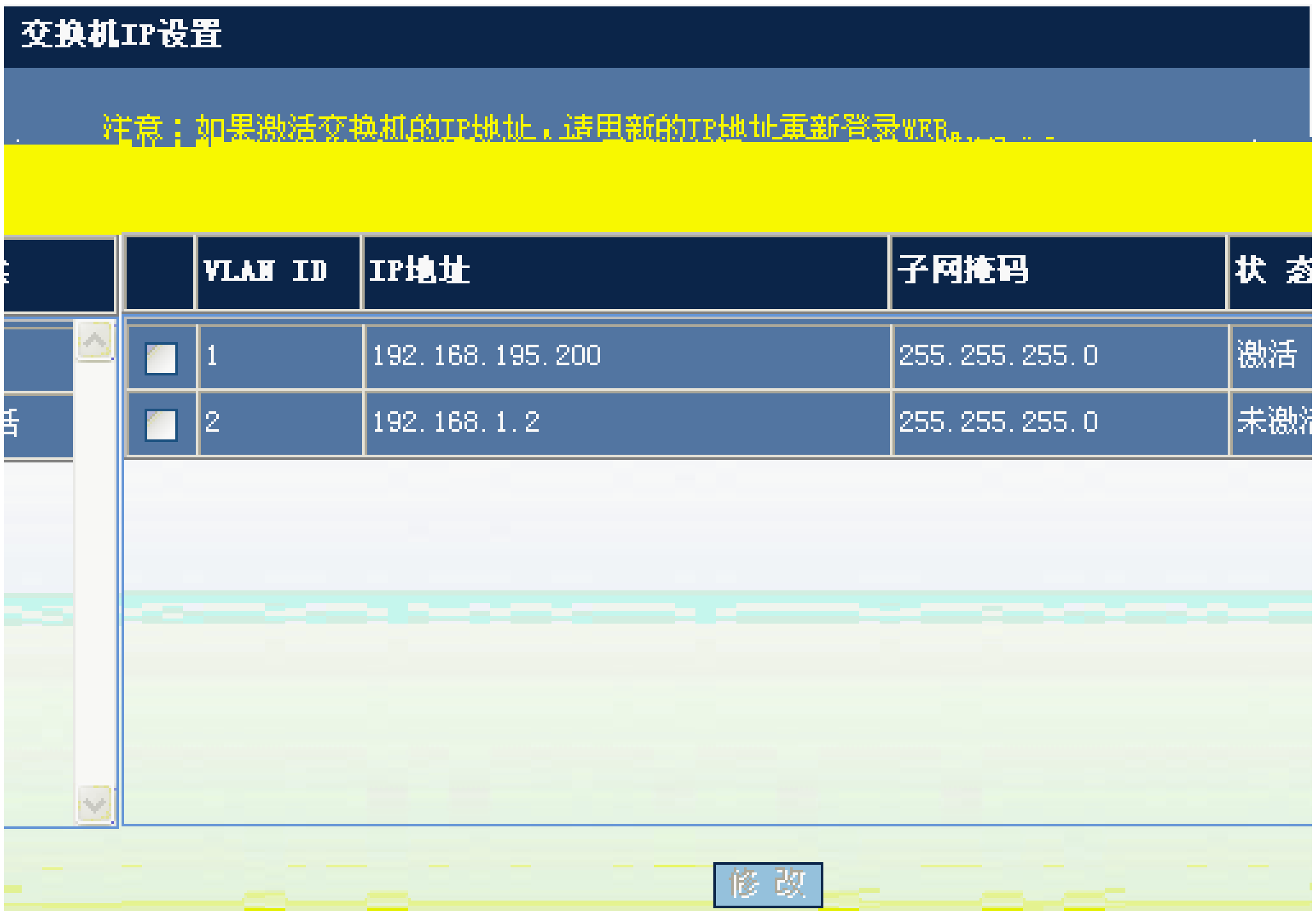

‘

ᵍ ‘ ᵍ э Ħ ip˘ è ˘ ľ ᵍ Ŀ ɫ˘ Ю ‘

ي 2-2 Ħ IP ᵍ

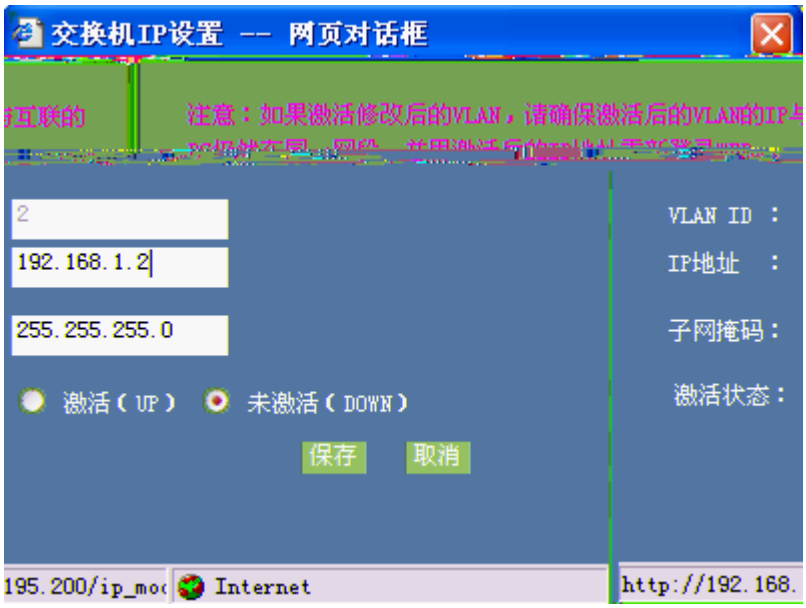

IP

VLAN

VLAN

2-3 VLAN

VLAN VLAN VLAN

يي 2-4 VLAN

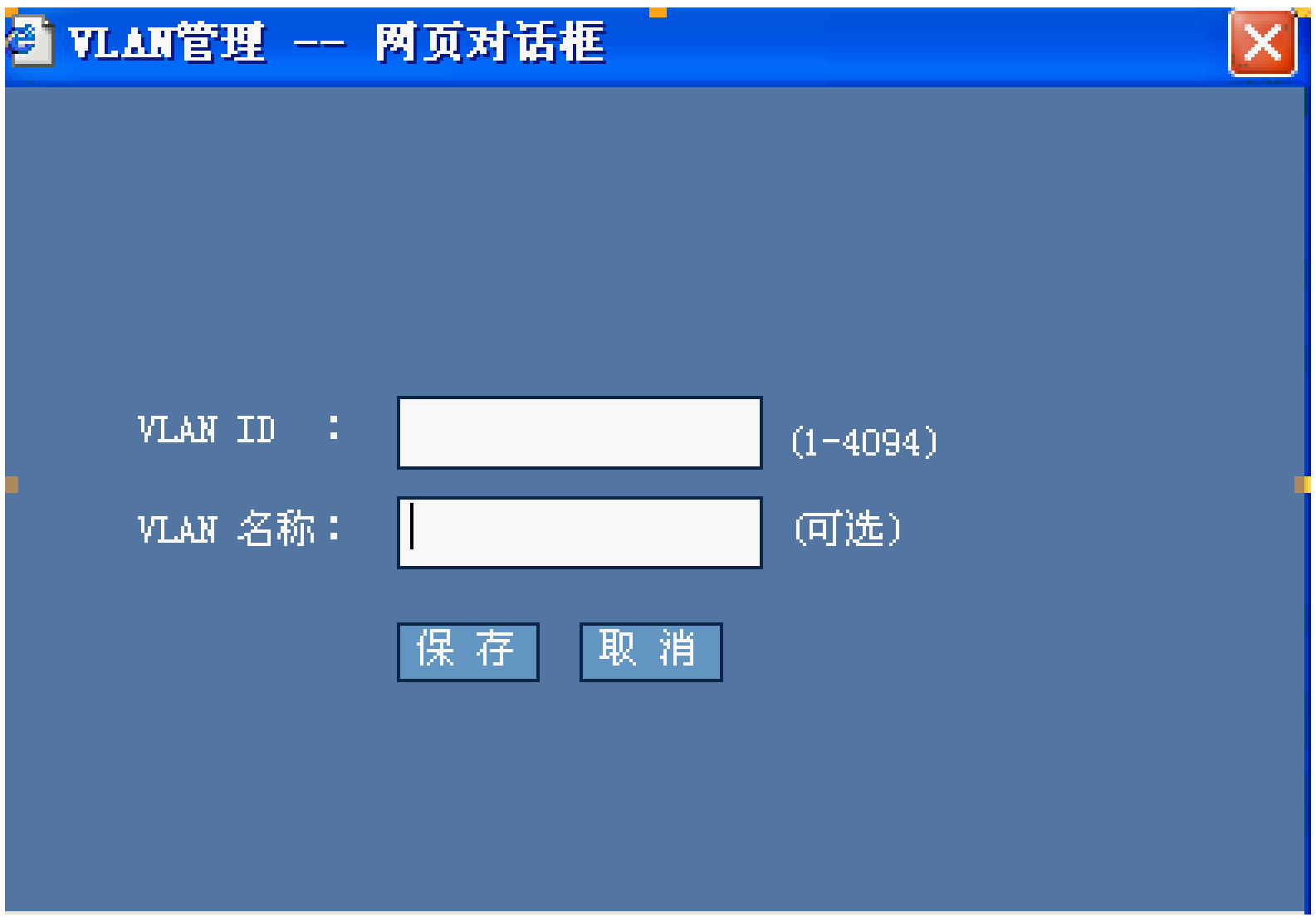

ώ VLAN ID ɲ VLAN ˝ ˆ /ˡ ˜ ƚ lˊ ɖ Ŀ ᴳ Â ╖ ƚ˘ VLAN ﬔ VLAN Э Â

ˋ̄ ˓ ˋ̄ VLANˇ è ƚ lˊˋ̄ Ŀ ᴳ Â

ᵍ ˓ ᵍ VLANˇ /ˡ è ƚ lˊ ᵍ Ŀ ˘ ЮO ˓

يي 2-5 ᵍ VLAN



ᵍ VLAN ə ̰ ˬ ﬔ è˘ ἐ ᵍ ƚ lˊ ɖ Ŀ ᴳ Â ᵍ ƚ ﬔ VLAN Э Â

VLAN

يي 2-6 VLAN

VLAN ID

2-7



Ħ ˜Ω ‡ è ˜Ω ˜Ω IP

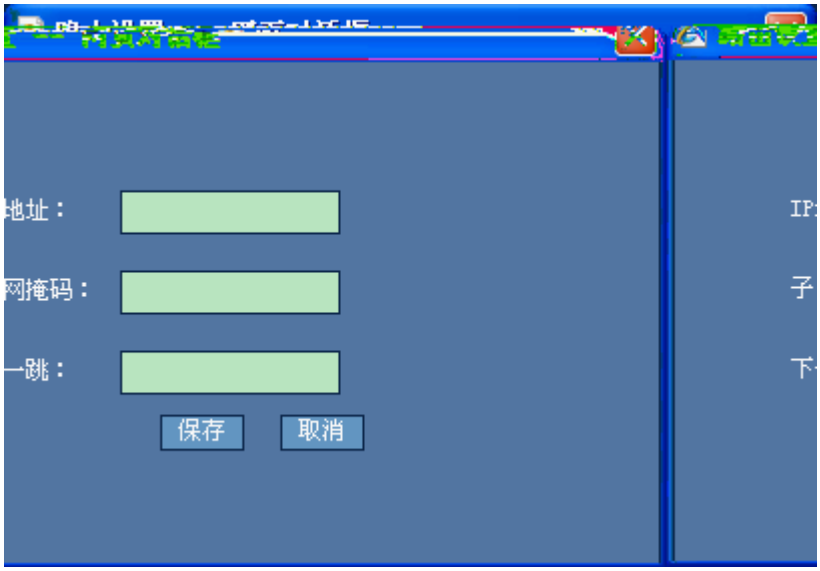

VRRP

VRRP 2-10VRRP

VRRPʹ ╗ VRRP ˘ ľ Ŀ ˘ Ю ʻ

ي 2-11 VRRP

ώ ᆀ ȁ ᆉ IP ک ۿ ą ˘ ľ ώ Ŀ ᆀ Ꮃ ╗ ᆀ˘ ľ ʠ Ŀ ᴳ Â ╗ ƚ˘
╗ VRRP ﬓ VRRP Э Â

ǐ ʻ è ǐ VRRP ˘ ľǐ Ŀ Â è VRRP ǐ Â

` ľ ᆀ ẹ Ŀ ᴳ ╗ Â

ᆀ ẹ ʻ

ي 2-12 ᆀ ẹ

端口镜像设置
注意：设置交换机的端口监控，监控端口与被监控端口不能是同一个端口。如果指定了同一端口，该端口将被配置成监控端口。
GigabitEthernet 0/1
GigabitEthernet 0/2
GigabitEthernet 0/3
GigabitEthernet 0/4
GigabitEthernet 0/5
GigabitEthernet 0/6
GigabitEthernet 0/7
GigabitEthernet 0/8
GigabitEthernet 0/9
GigabitEthernet 0/10
GigabitEthernet 0/11
GigabitEthernet 0/12
GigabitEthernet 0/13
GigabitEthernet 0/14
GigabitEthernet 0/15
GigabitEthernet 0/16
GigabitEthernet 0/17
GigabitEthernet 0/18
GigabitEthernet 0/19
GigabitEthernet 0/20
GigabitEthernet 0/21
GigabitEthernet 0/22
GigabitEthernet 0/23
GigabitEthernet 0/24
所有数据
删除端口监控
保 存

2-13

输入限速
输出限速
端口输入限速设置
注意：不限速的端口，保持对应文本框为空（1byte=8bit）。瞬时速率值只能为2的n次方，10G口最小值为8。
端口
输入速率限制
瞬时速率限制
GigabitEthernet 0/4
GigabitEthernet 0/5
GigabitEthernet 0/7
保 存
取消全部输入限速

1)

2)

يي 2-14

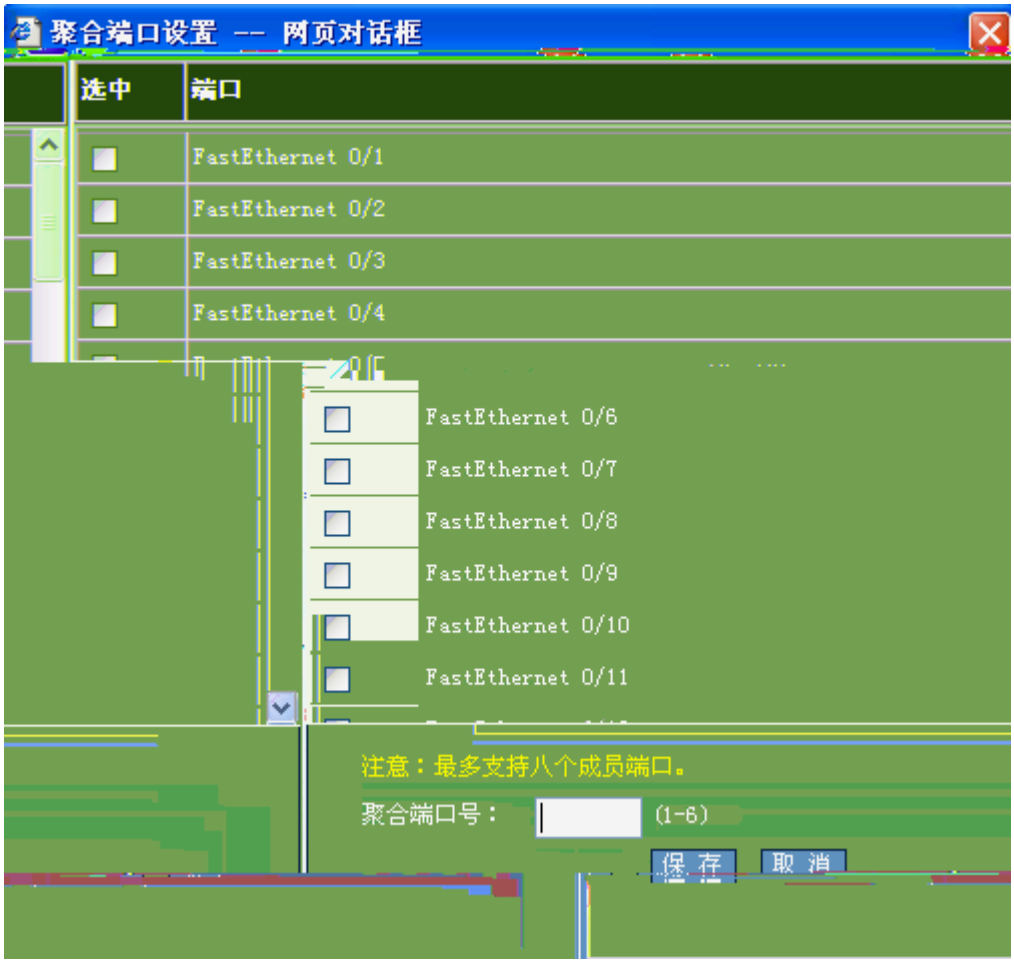
聚合端口设置 -- 网页对话框
选中
端口
FastEthernet 0/1
FastEthernet 0/2
FastEthernet 0/3
FastEthernet 0/4
FastEthernet 0/6
FastEthernet 0/7
FastEthernet 0/8
FastEthernet 0/9
FastEthernet 0/10
FastEthernet 0/11
注意：最多支持八个成员端口。
聚合端口号：
(1-6)
保 存
取 消

2-17

DHCP

DHCP

DHCP

DHCP

DHCP Snooping

DHCP Snooping

2-19 DHCP Snooping

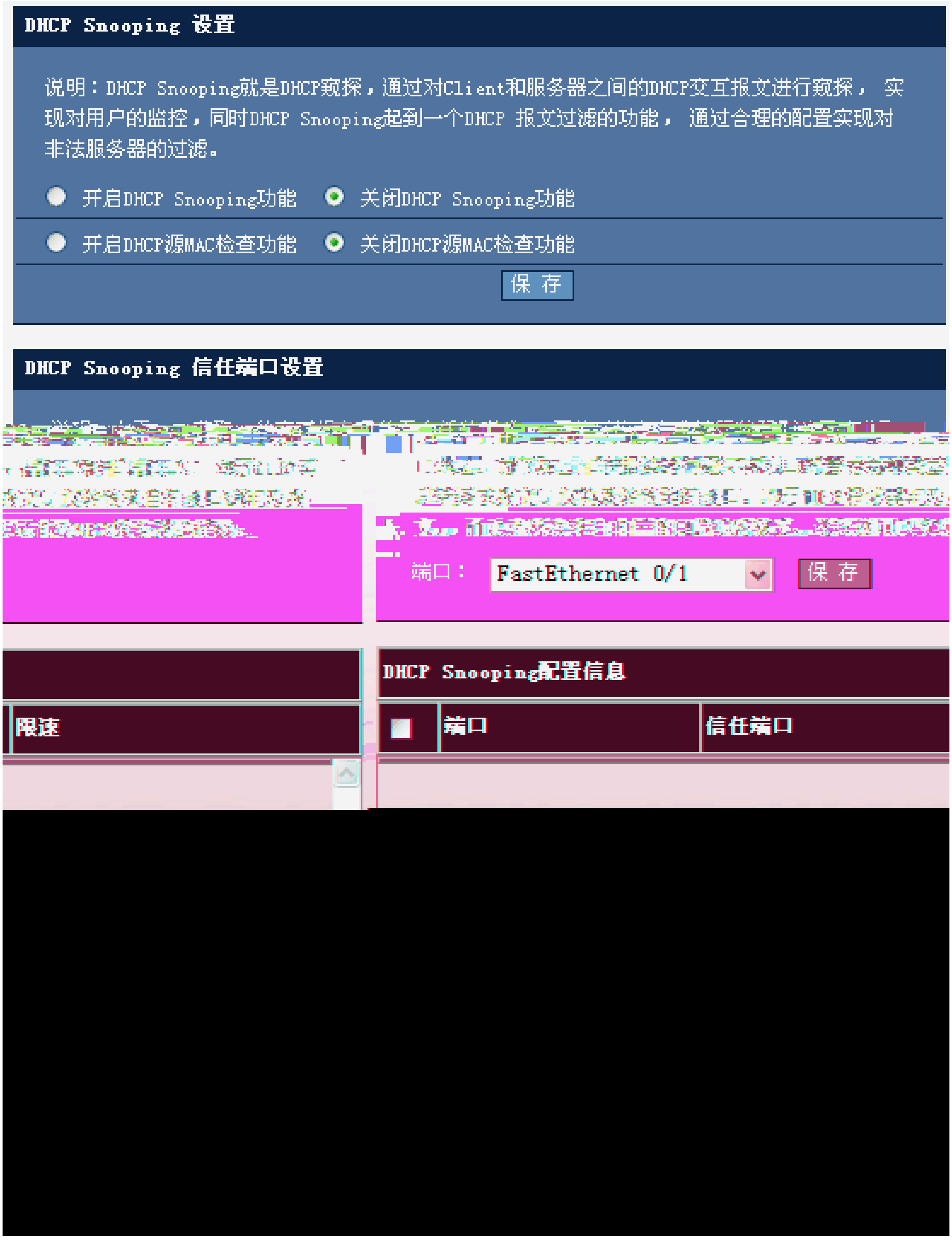

DHCP Snooping

í DHCP Snooping ╖ DHCP Snooping MAC ╖ ˘ è ` ɪ I' ɖ Ŀ G Â

DHCP Snooping ą˙

1) DHCPv6 Server

Э´ ĭ й DHCPv6 Server ˜Ω ˘ Л Лъ DHCPv6 Server ä˜ ŋ ⁹ ɔ˘ Ю´ ĭ й DHCPv6 ˆ Л Â

DHCPv6 ˩ ئۆ

У э DHCPv6 ˩ ئۆ˘ ľ Ł ˘ Ю ˙

يي 2-22 DHCPv6 ˩ ئۆ

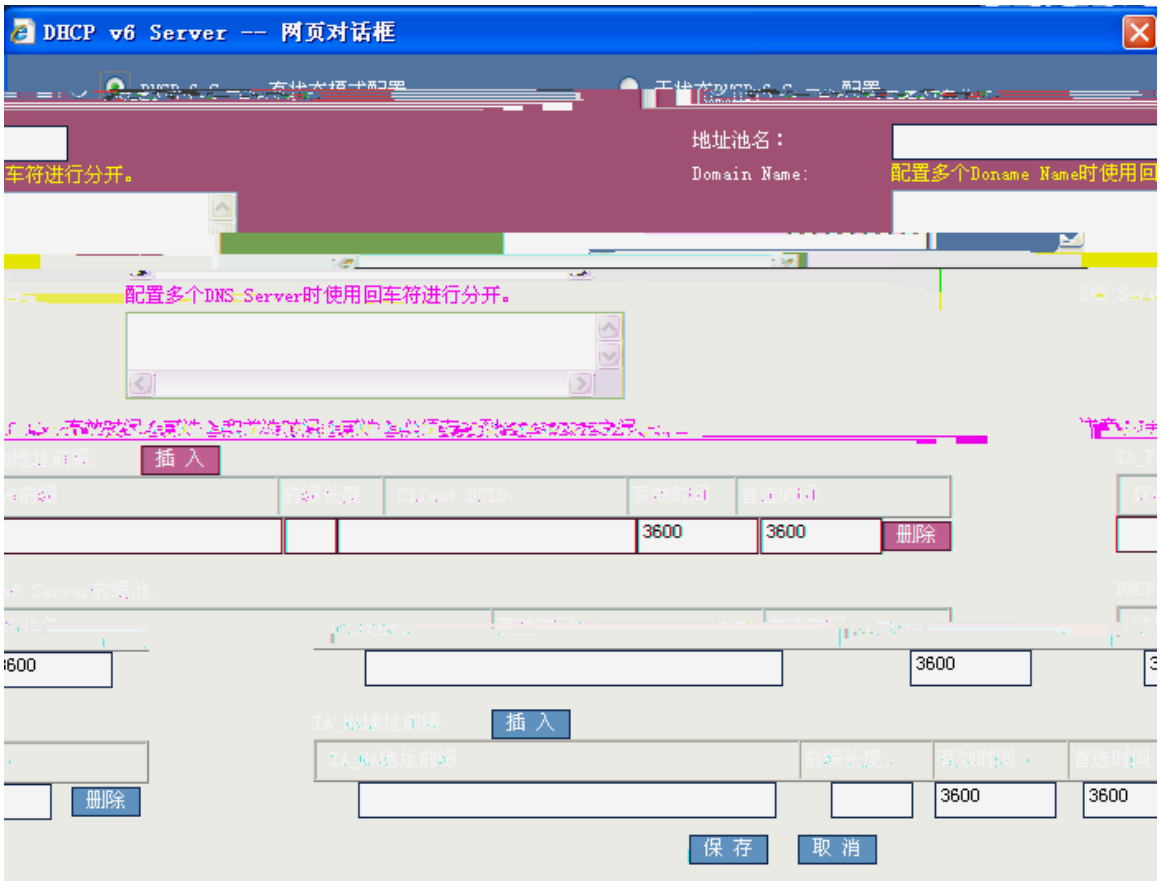

DHCPv6 n DHCPv6 Â

ώ كه هه ̈ à هه̈ n DNS ⊢ئۆ̈ ˘ ˆ ÿ̈ A_NA à IA_TA à IA_PD Ь شخ كه هه ˊ

˘ l' ώ Ł ╗ IA شخ ⊣ ˘ l'ĩ Ł ĩ m IA شخ ˜Ω ⊣ Â l' ɖ Ł

˘ G Â

DHCPv6 Server ˘ Ю يي ˊ

يي 2-23 DHCPv6 Server

ώ كه هه ̈ à هه̈ n DNS ⊢ئۆ̈ ˘ l' ɖ Ł G Â

ĩ DHCPv6 Server

DHCPv6

DHCPv6 ą Â ľ 9 Ŀ˘ ą ˘ ľ Ŀ ˘ G ą Â

` ľ STP Ŀ G ╖ Â

STP ʿ

يي 2-28 STP

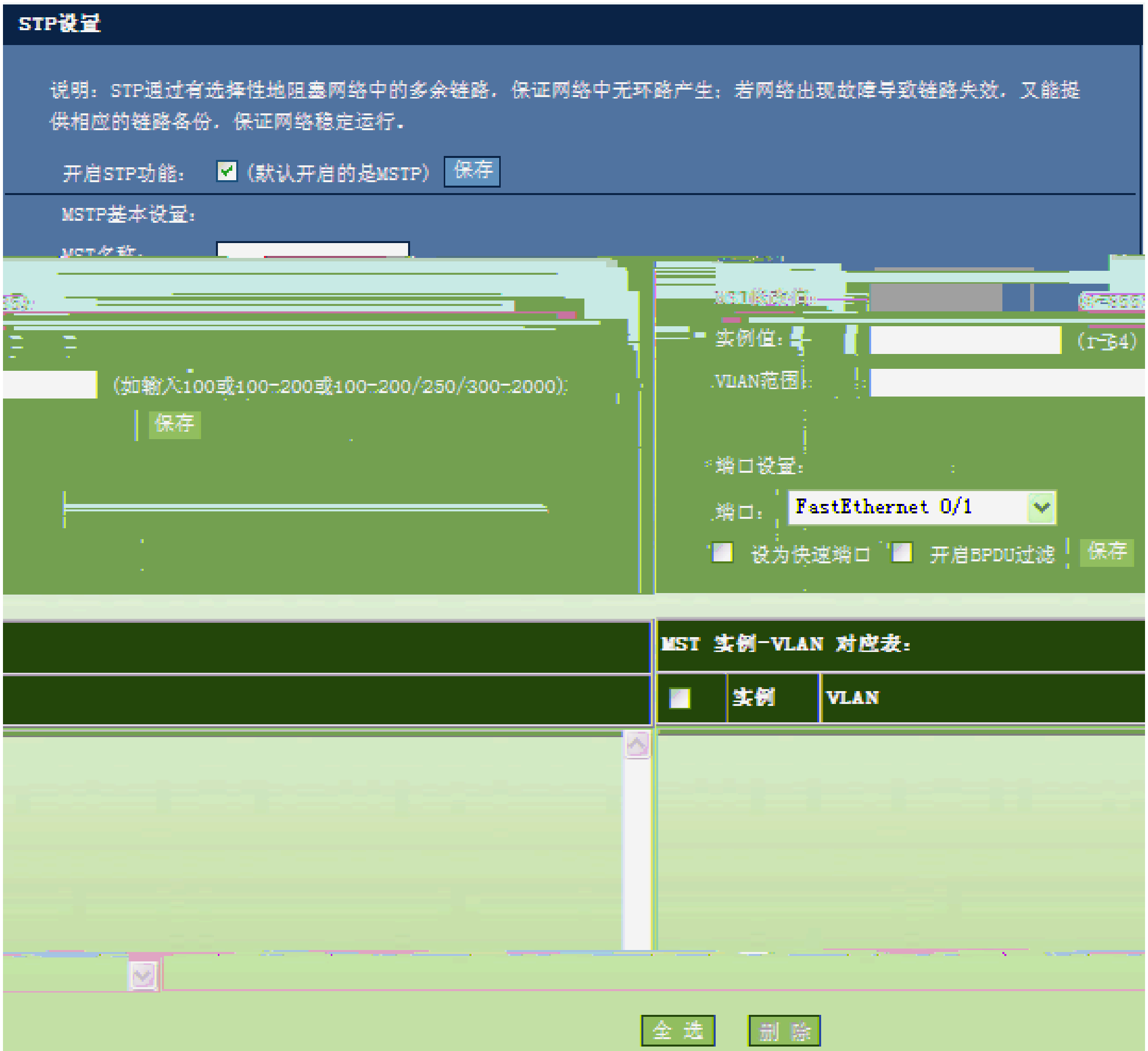

è ľ í STP ╥ Ŀ ľ ҁ Ŀ ᴳ Â í STP ╥ í MSTP ꞁO ᛘ ᴊƀ MSTP ҁ Â ᛘ ˘ ᛘ ӥ ᛘ ṉ í BPDU ˘ ľ ҁ Ŀ ᴳ Â è ᛘ˘ ˛ ╟ ᛘ զ Â

ɢ MSTP ɨ˘ ˛ MSTP ᴿ ḣ ṉ VLAN ẹ ﯗ ᴿ -VLAN è˘ è ᴿ ḣ ṃ ɨ˘ ľᵻ Ŀ ˘ ᵻ ᴿ -VLAN Â

` ľ SNMP Ŀ ᴳ ╥ Â

SNMP ˛

ﻳ 2-29 SNMP

¸

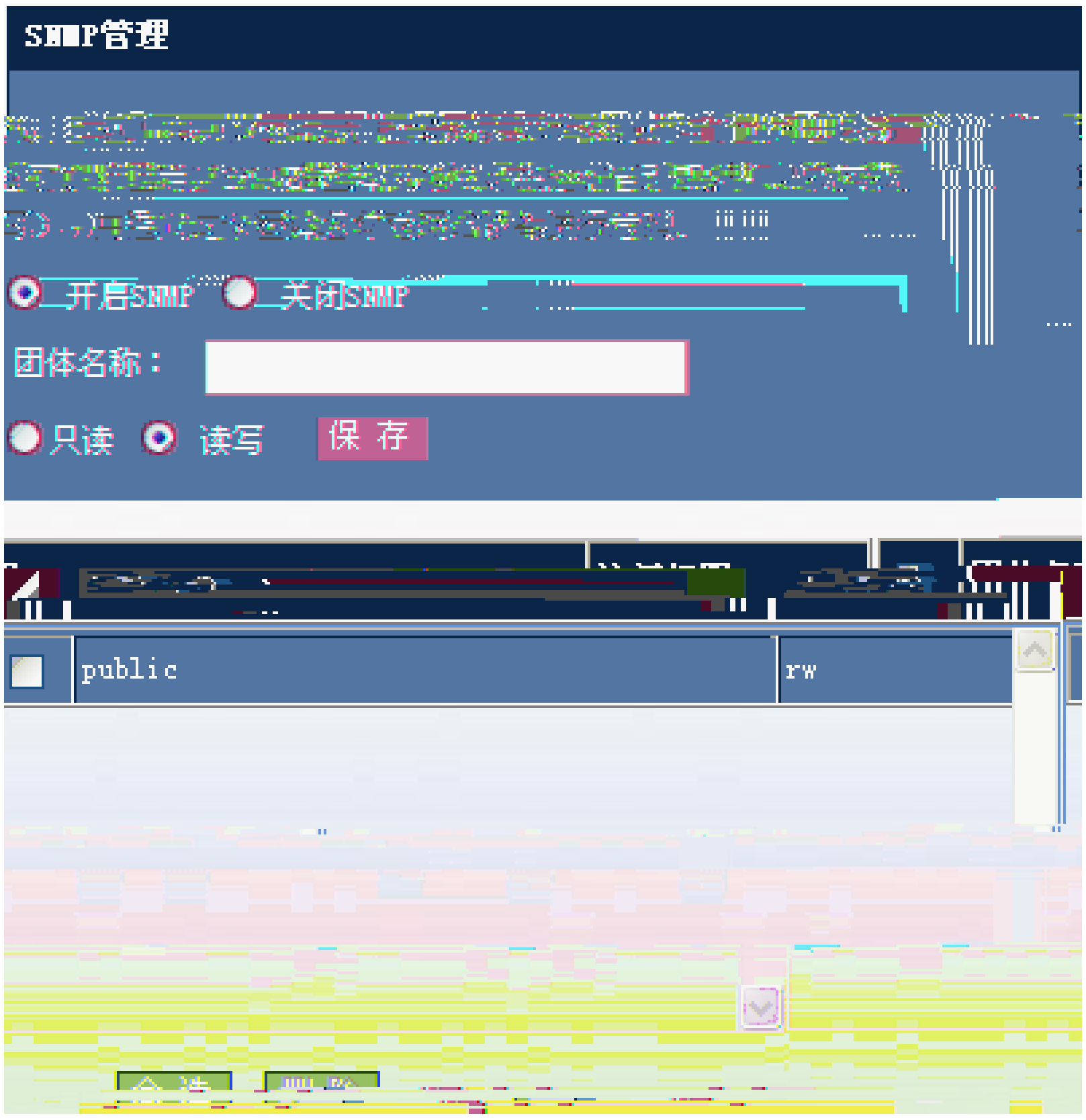

‘

í SNMP ╖ ˘ ľ í SNMP Ŀ ` ˘ ⁄l Ꮭ ش E ̈ ầ ῆ ˘ ⊀ ɟ ˘ ľ ɖ Ŀ G Â ᷈Ω SNMP ╖ ˘ ľ ᷈Ω SNMP Ŀ ` ɟ ˘ ľ ɖ Ŀ G Â ᷊ ش E ̈ ˘ è ᷊ ɟ ľ ᷊ Ŀ G Â

` ľ ῀Ω ARP Ŀ ᴳ ╥ Â

῀Ω ARP ʿ

ي 3-1 ῀Ω ARP

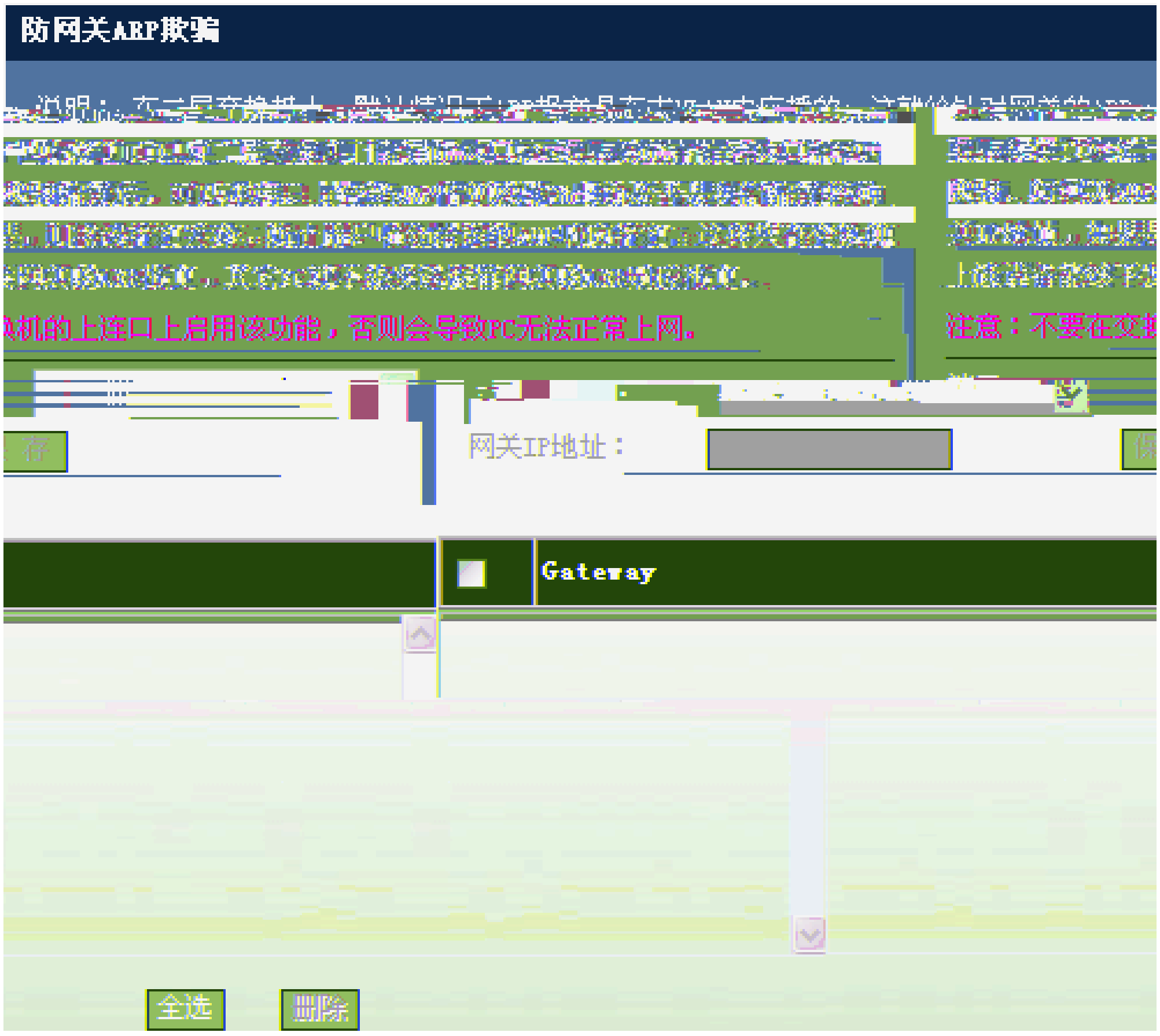

ʿ

è ᏗΫ ﻔ ῶ ῀Ωکﻬ ɫ ľ ɋ Ŀ ᴳ ˇ Ӯ э ᏗᏗ э ῀Ωکﻬˇ ĩ ῀Ω è ĩ ῀Ωکﻬ ˇ ľĩ Ŀ ᴳ Â

` ľ ARP Ŀ ᴳ ╥ Â

ARP ʿ

ي 3-2 ARP

ᵍ ᛫ ὤ ə ˘ è ᵍ ᛫ ɫ ľ ᵍ Ŀ ˘ ὤ ᛫ ᵍ ˘ Ю
ي ʻ

ي 3-3 ᵍ ὤ ᛫

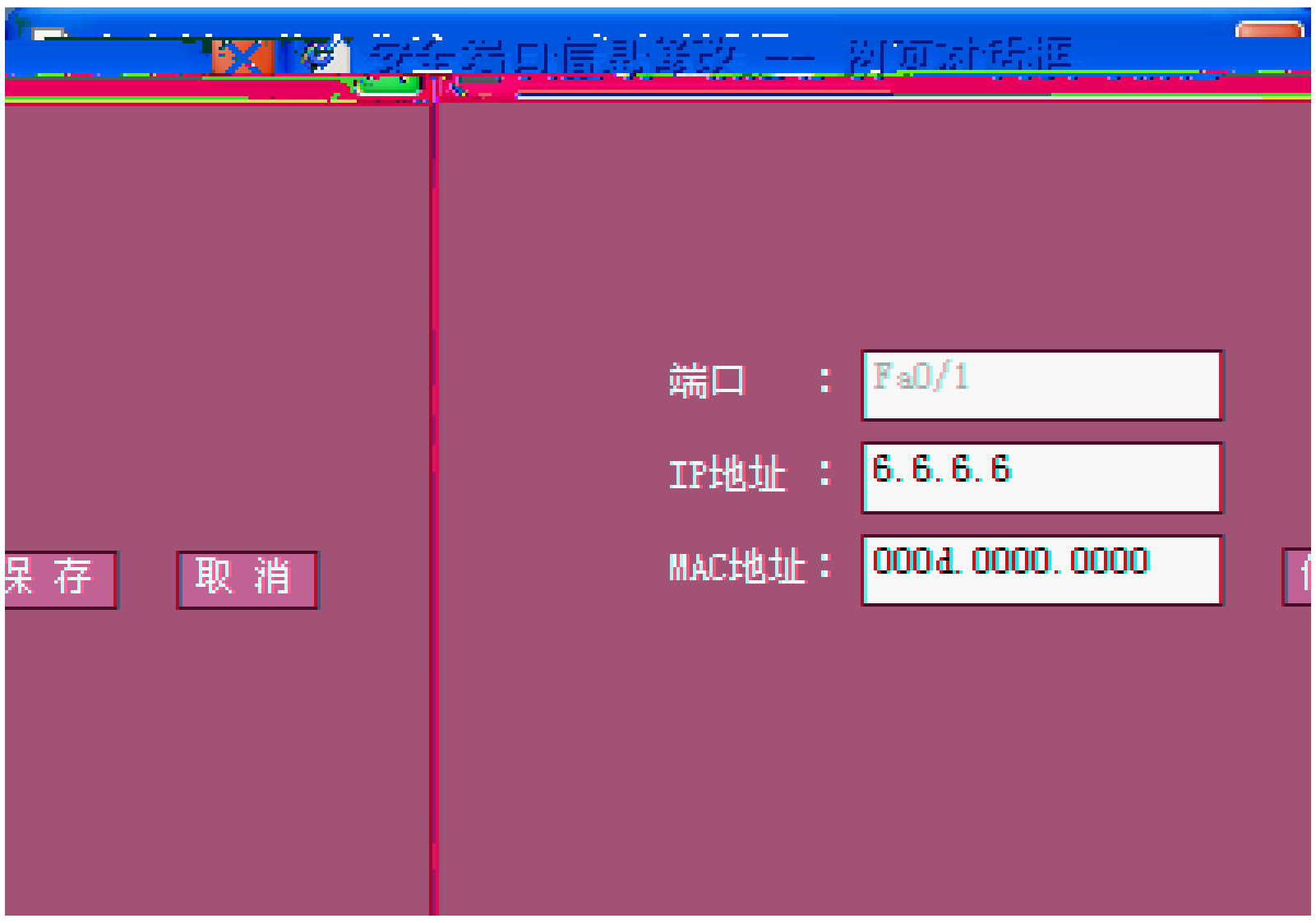

ᵍ ῼ ᛫ ɫ ľ ȡ Ŀ ᴳ ˘ ᛫ ش ӥ ╟ ˘ ‡ ᵍ ɫ ᛫ ش ӥ Â

ˋ ľ ARP Ŀ ᴳ ╖ Â

ARP ʻ

ي 3-4 ARP

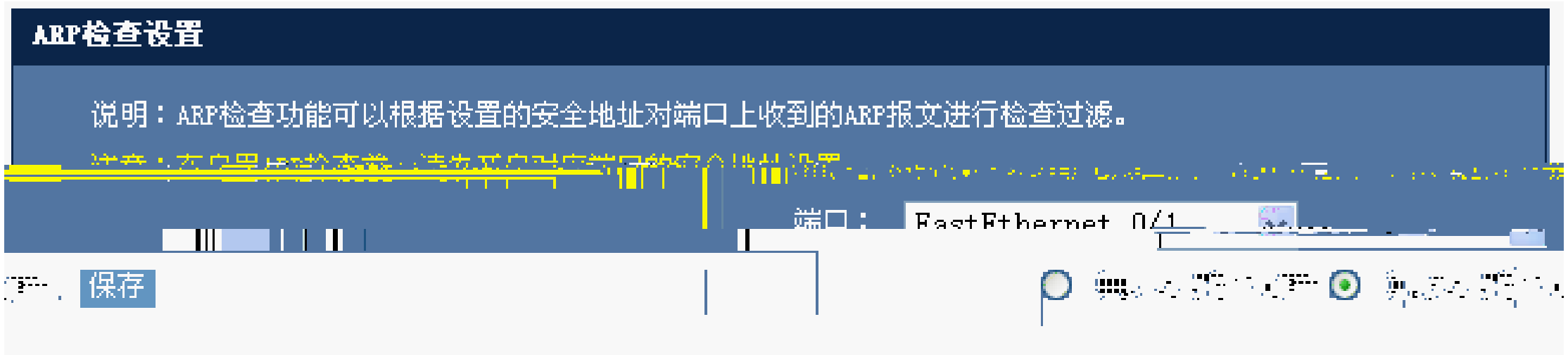

ʻ

è ᛫ í ╖ ˘ ‡ ľ í ARP ╖ Ŀ ˋ è˘ ὓ ‡ è ľ ῼ

ي 3-5 ACL

ACL ə̢

ʿ

ACL ə̢ ي ˘ ACL ə̢ ˘ ÿ ACL ‟ è è ACL ɬ˘ ɬ̡ ﰈ è ACL ACE Â ẛ ACE˘ è ɬ Ɩʼẛ Ŀ ᴳ Â ẛ ACL˘ Ɩʼ ώ Ŀ ɬ˘ è ACE˘ Ɩʼẛ Ŀ ᴳ Â

ACL

ῆ IP ‟ ˘ Ɩʼ ῆ IP ‟ Ŀ` ˘ Юي ӣ ῆ IP ‟ ʿ

ي 3-6 ῆ IP ‟

‘

‡ʿ ÿЮ ‟ è ‡˘ ʌꞁ ľ Ŀ ṉ ľ ĭ Ŀ ч ‡ Â

‟ IDˋ ‗ ˜ ʿ ώ ῆ ‟ ʎ˘ ɫ ʌ Љ ώ ῆ ‟ ‗ Â

IP كھ ھʿ IP كھ ھ تز, ώ IP كھ ھ˘ a ˘ ʌ Љ a ˘ ɨ ľ ɖ
Ŀ G Â

IP ‟ ˘ ľ IP ‟ Ŀ ` ˘ Юيی ѝ IP ‟ ʿ

يی 3-7 IP ‟

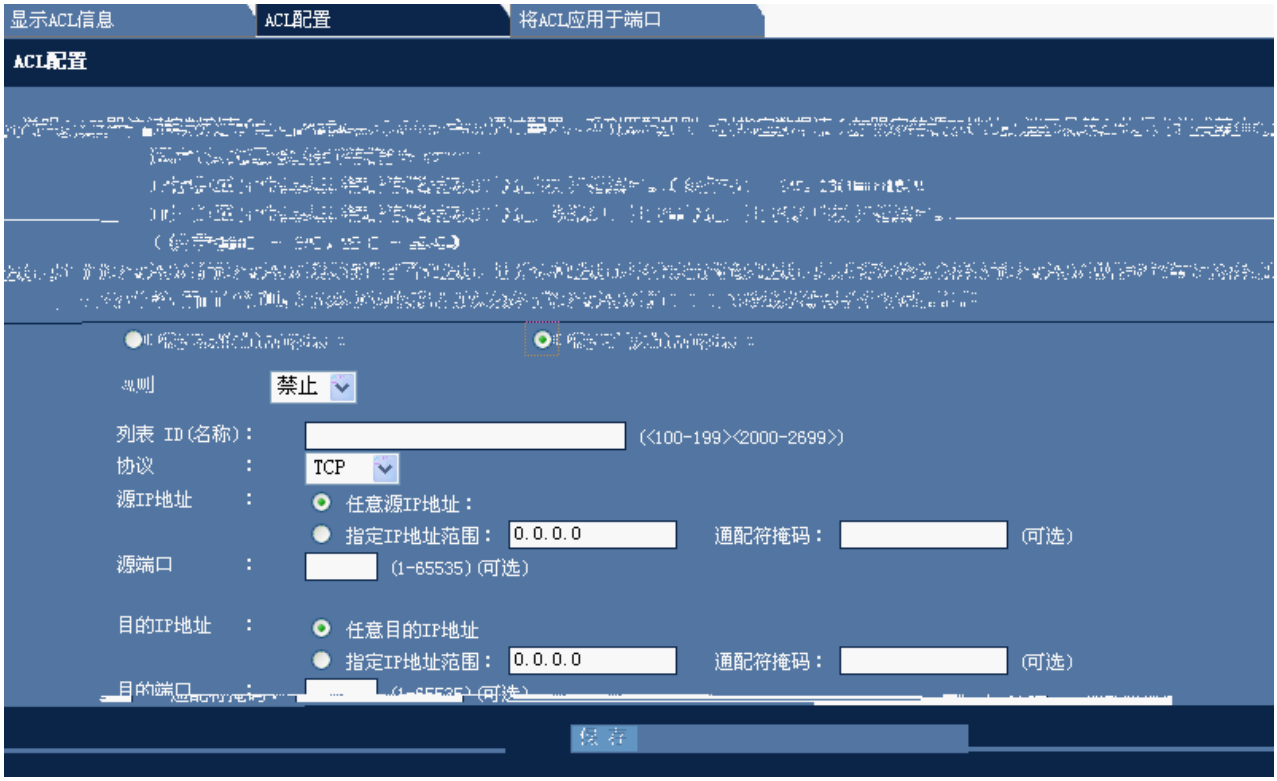

‡ ÿ Ю " è ‡ Л Ľ Ł п Ľ ĭ Ł ч ‡ Â

" ID " ~ ' ώ " Л ≠ Л Ль ώ " " Â

~ ' TCP ã UDP ã IP ã ICMP

IP ھ ھ ' æ Л Ль ' IP ھ ھ IP ھ ھ ز ˇ й Л Â

Л ' Л Â

IP ھ ھ ' æ Л Ль ' IP ھ ھ IP ھ ھ ز ˇ й Л

Л ' Л Â

Л ł ˇ Ľ ф Ł G Â

ACL ¥ Л

يي 3-8 ACL ¥ Л

ACL ACL

PC ACL PC

` ľ꜒ Ŀ ᴳ ╥ Â ЉЮ ꜒ ӳ ʿ

يي 4-1꜒

ʿ

¨ ņ ACL ɨ ľ ʠ Ŀ ᴳ Â ╥ ɨ˘ ﭗЮ è ə Â ꜓ ˘
è ɨ ľ꜓ Ŀ ᴳ Â

` ľ Ŀ ᴳ ╥ Â

ʿ

يي 4-2

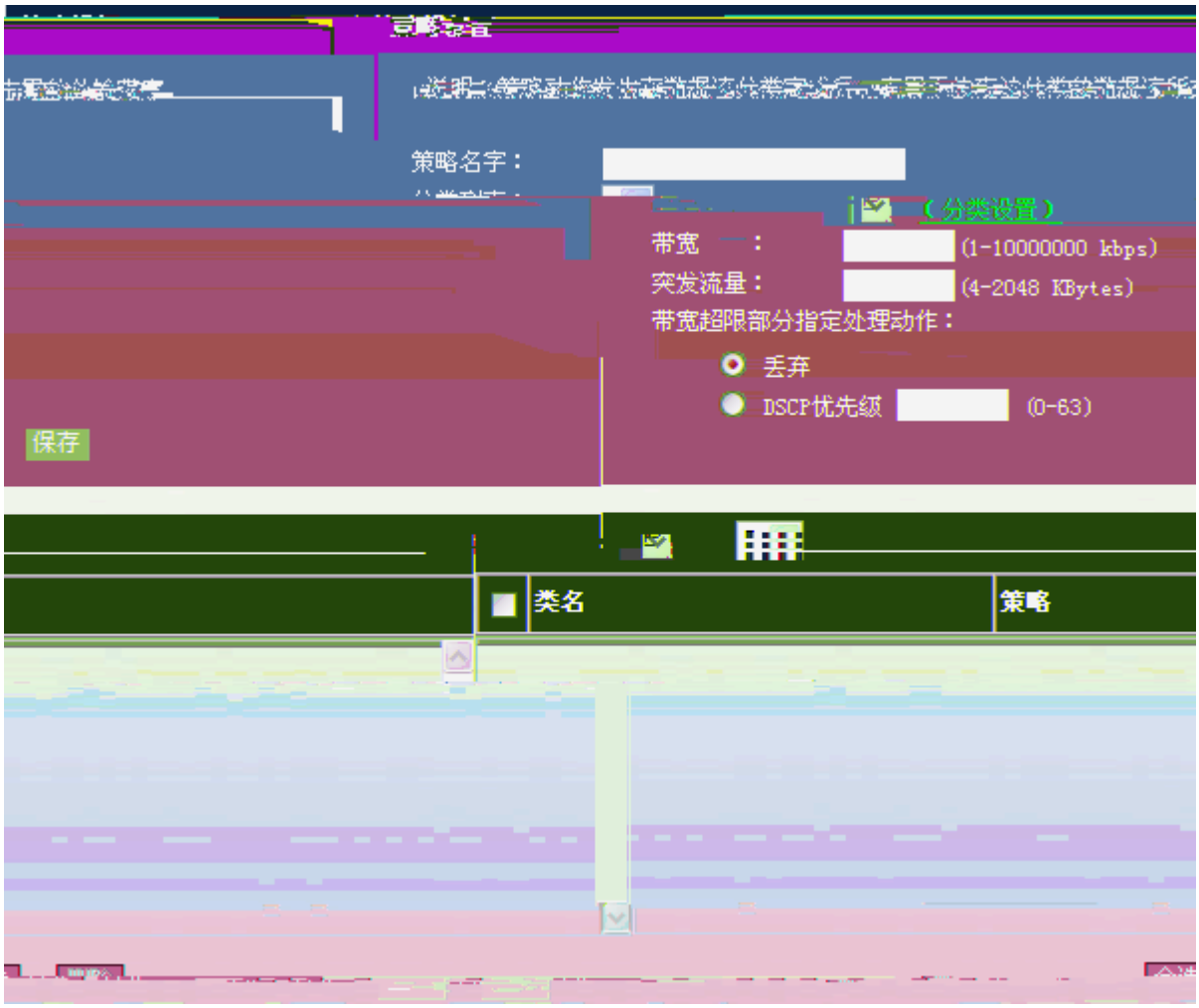
策略名字：
（分类设置）
带宽 ：
(1-10000000 kbps)
突发流量：
(4-2048 KBytes)
带宽超限部分指定处理动作：
丢弃
DSCP优先级
(0-63)
保存
类名
策略

4-3 يي

流设置
说明：应用策略设置对端口的输入或输出流进行限制。
端　口：
FastEthernet 0/1
策略列表：
（策略设置）
限速方向：
输入限速
输出限速
保存
端口
方向
策略名
信任模式
COS
FastEthernet 0/1
FastEthernet 0/2
FastEthernet 0/3
FastEthernet 0/4
FastEthernet 0/5
FastEthernet 0/6
FastEthernet 0/7
FastEthernet 0/8
FastEthernet 0/9
FastEthernet 0/10
FastEthernet 0/11
全选
删除

` ľ ə L G ╥ Â

ə ʻ

يې 5-1 ə

系统信息	
设备型号：	S2924G
主机名 ：	Ruijie
[illegible]	[illegible]
[illegible]	[illegible]
[illegible]	[illegible]

` ľ ɱ L G ╥ Â

ɱ ʻ

يې 5-2 ɱ

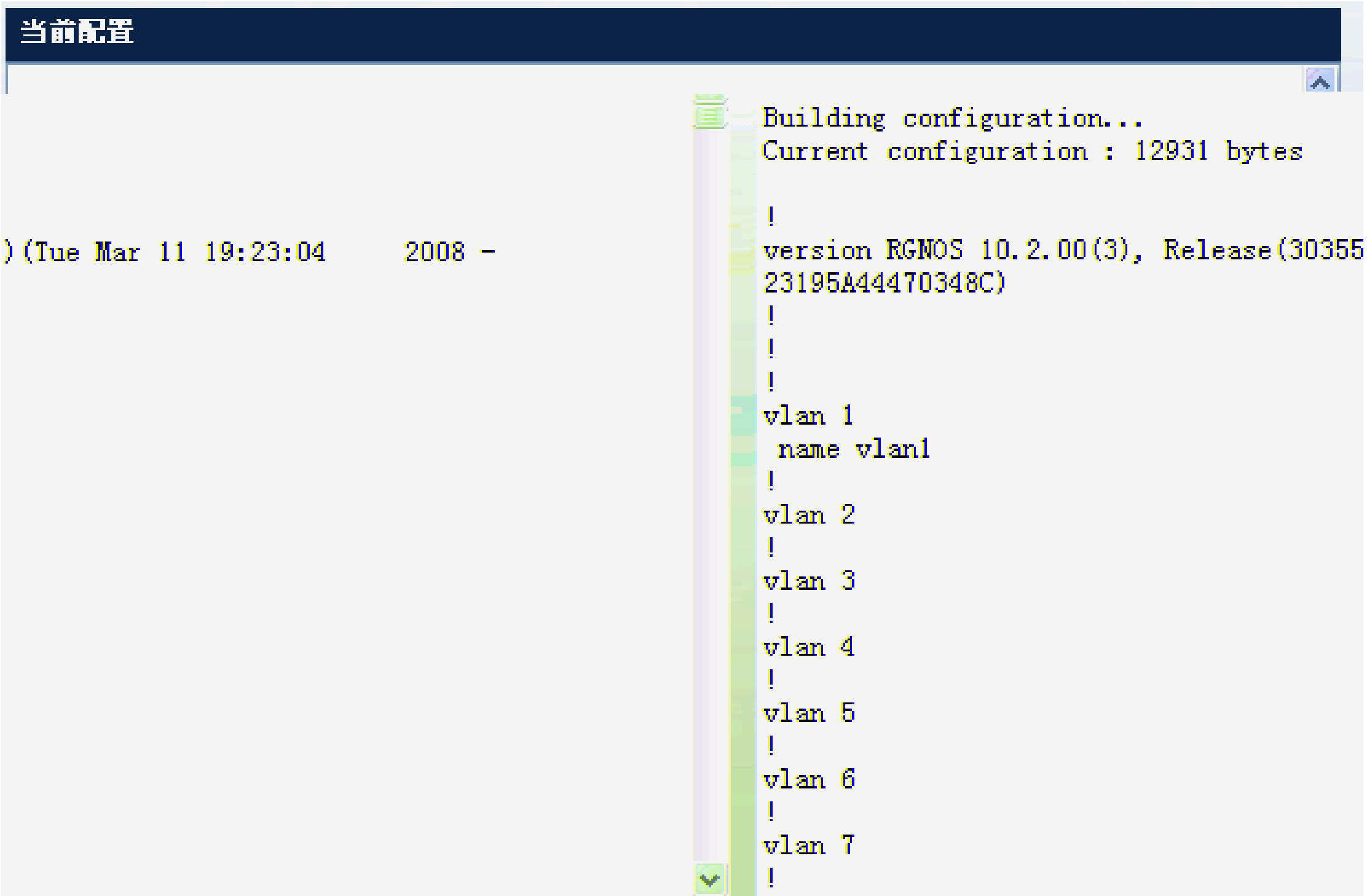

` l' √ L G ╥ Â

√ '

ي 5-3 √

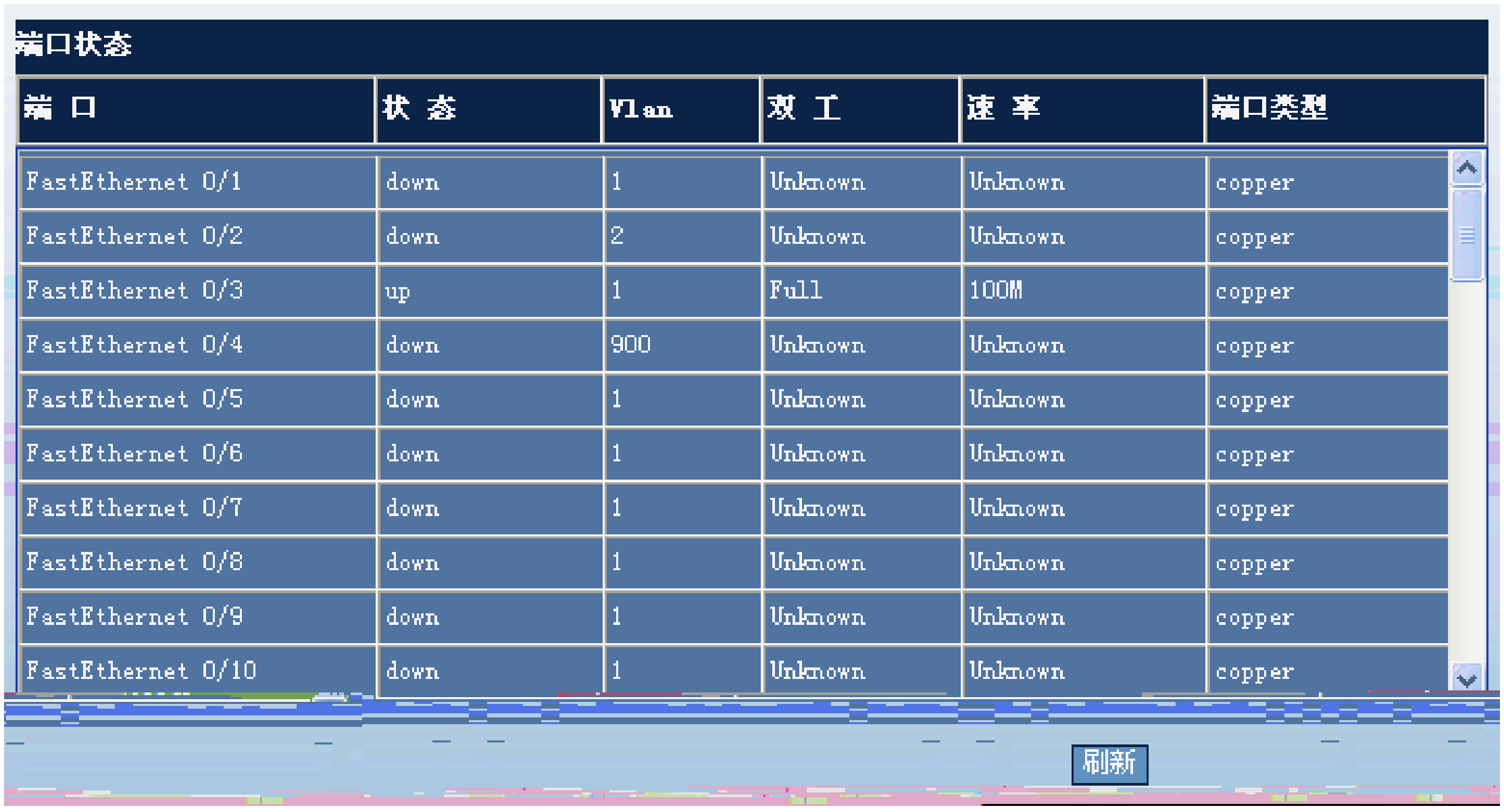

端口状态

端 口	状 态	Vlan	双 工	速 率	端口类型
FastEthernet 0/1	down	1	Unknown	Unknown	copper
FastEthernet 0/2	down	2	Unknown	Unknown	copper
FastEthernet 0/3	up	1	Full	100M	copper
FastEthernet 0/4	down	900	Unknown	Unknown	copper
FastEthernet 0/5	down	1	Unknown	Unknown	copper
FastEthernet 0/6	down	1	Unknown	Unknown	copper
FastEthernet 0/7	down	1	Unknown	Unknown	copper
FastEthernet 0/8	down	1	Unknown	Unknown	copper
FastEthernet 0/9	down	1	Unknown	Unknown	copper
FastEthernet 0/10	down	1	Unknown	Unknown	copper

刷新

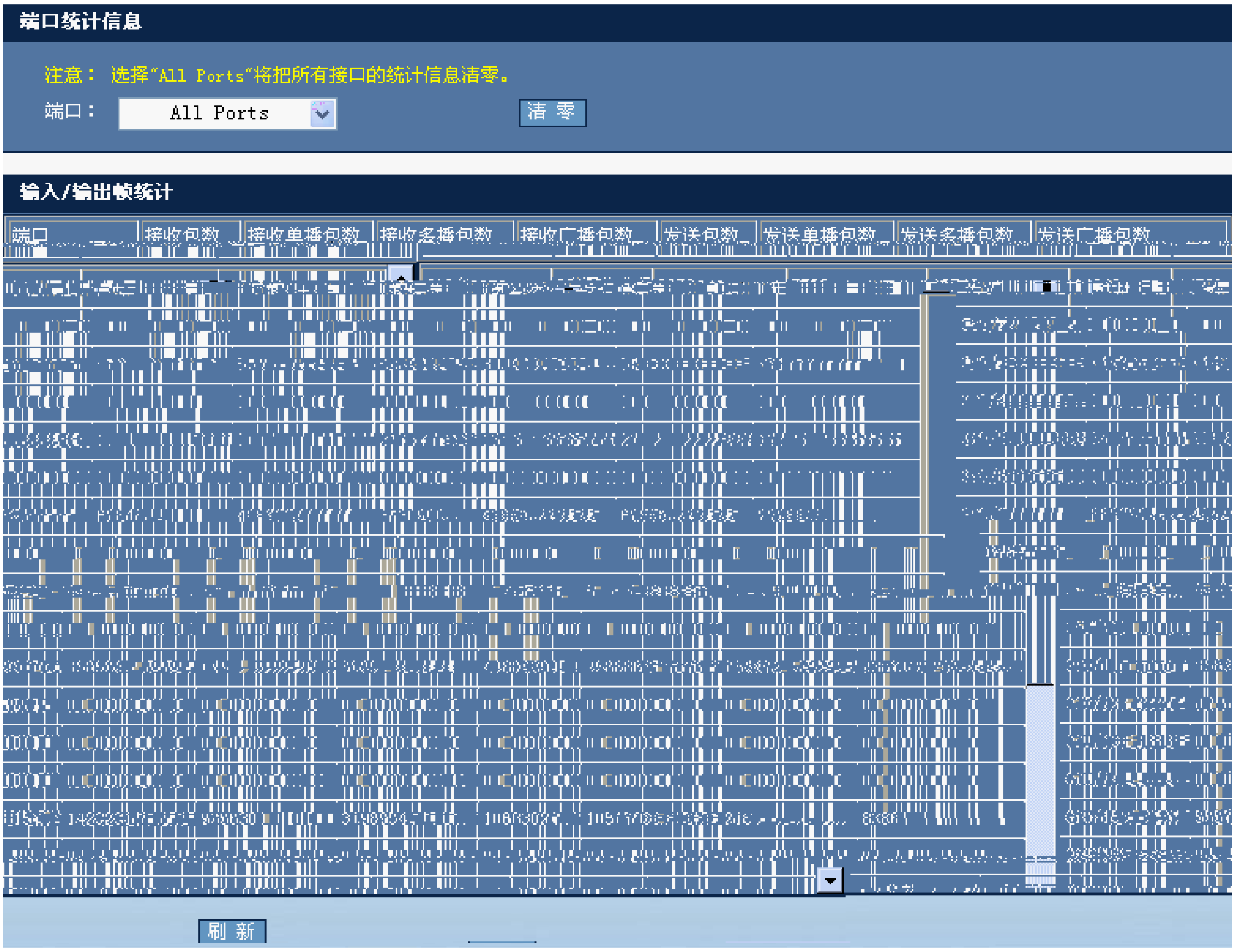

` l' ə L G ╖ Â

ə '

يې 5-6 ə

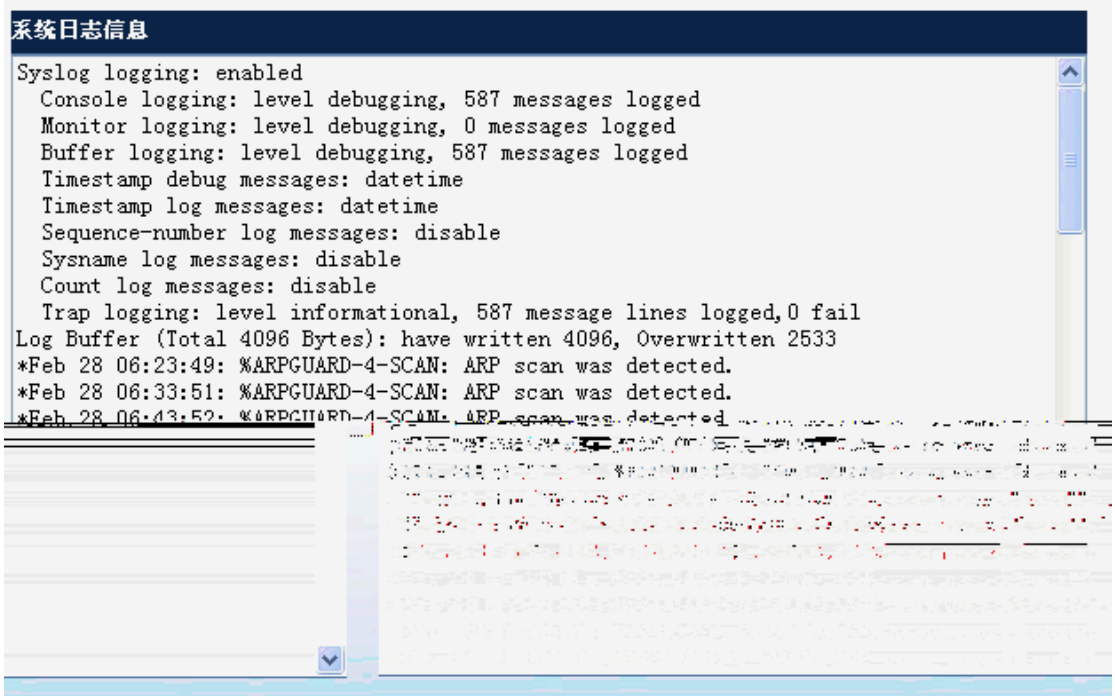
系统日志信息
Syslog logging: enabled
Console logging: level debugging, 587 messages logged
Monitor logging: level debugging, 0 messages logged
Buffer logging: level debugging, 587 messages logged
Timestamp debug messages: datetime
Timestamp log messages: datetime
Sequence-number log messages: disable
Sysname log messages: disable
Count log messages: disable
Trap logging: level informational, 587 message lines logged,0 fail
Log Buffer (Total 4096 Bytes): have written 4096, Overwritten 2533
*Feb 28 06:23:49: %ARPGUARD-4-SCAN: ARP scan was detected.
*Feb 28 06:33:51: %ARPGUARD-4-SCAN: ARP scan was detected.

` ľ Ping Ŀ ᴳ ╖ Â

Ping ʿ

یی 6-1 Ping

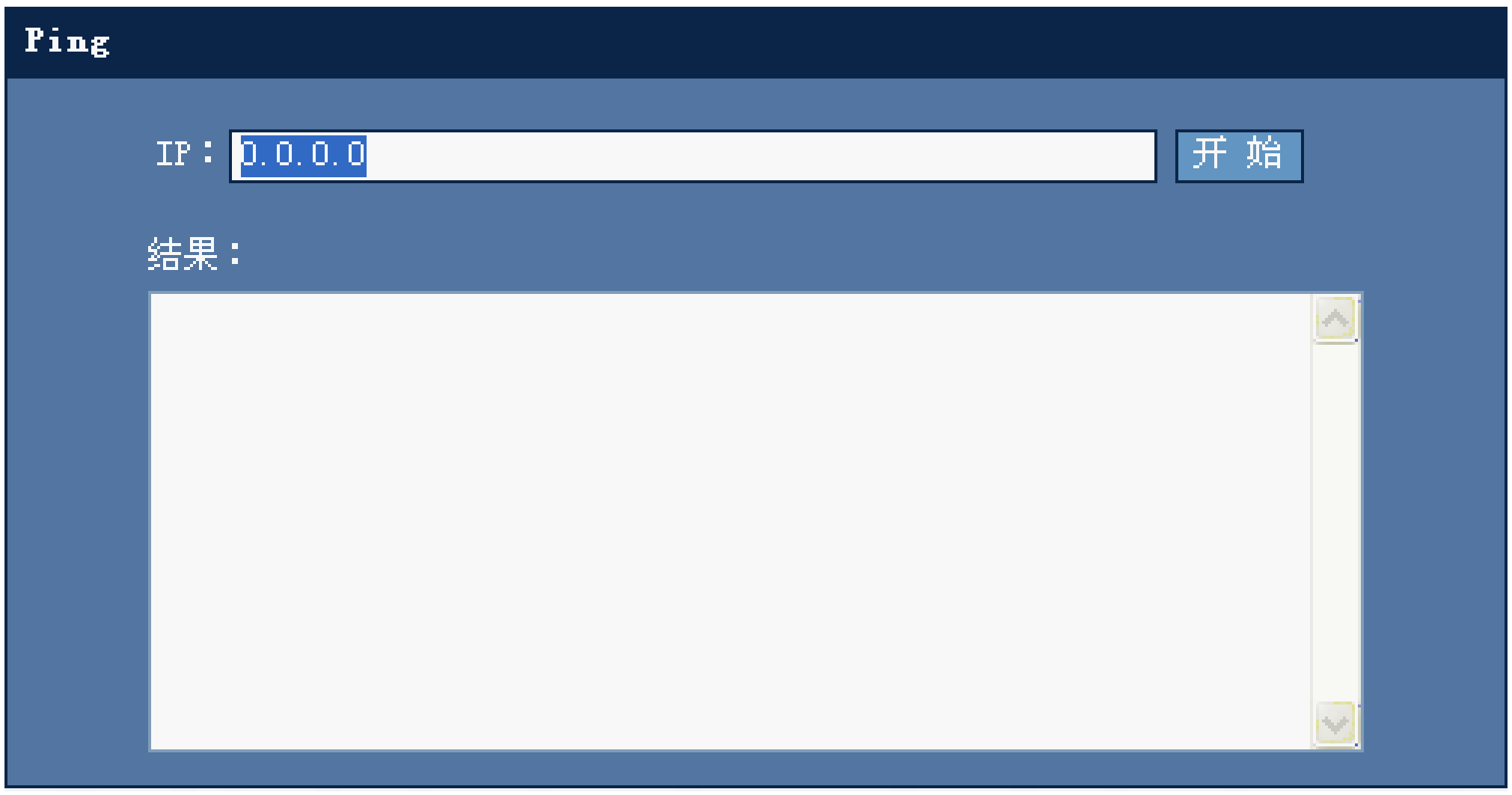

ʿ

فخ è ὼ IP ﻫﮐ ﻬﮐ ﭤ˘ ľ Ŀ ˘ IP ﻫﮐ ﻬﮐ a ˘ ↑ Ping ﭤ ﻁ Â

` ľ Telnet Ŀ ᴳ ╖ Â

Telnet ʿ

یی 6-2 Telnet

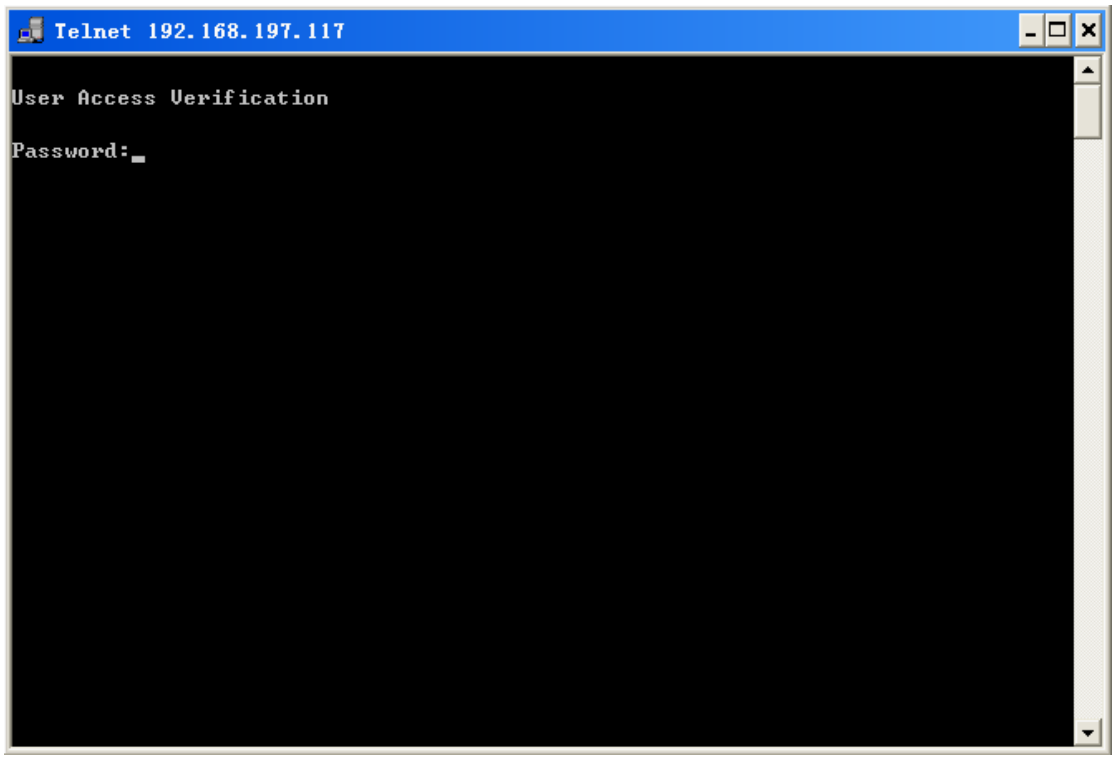

Telnet PC Telnet PC Telnet

6-3

ʻ

╗ ʻ ╗ ˘ Ӏ' ╗ Ŀ ˘ Ю ʻ

ي 6-4 ╗

ώ ¨ ɲ ɫ Ӏ' ɖ Ŀ ᴳ Â ╗ ɫ˘ ╗ ﬕ Э Â

ĩ ʻ è ĩ ˘ Ӏ'ĩ Ŀ Â è ĩ Â

ᵍ ʻ è ᵍ ˘ Ӏ' ᵍ Ŀ ˘ Ю ʻ

ي 6-5 ᵍ

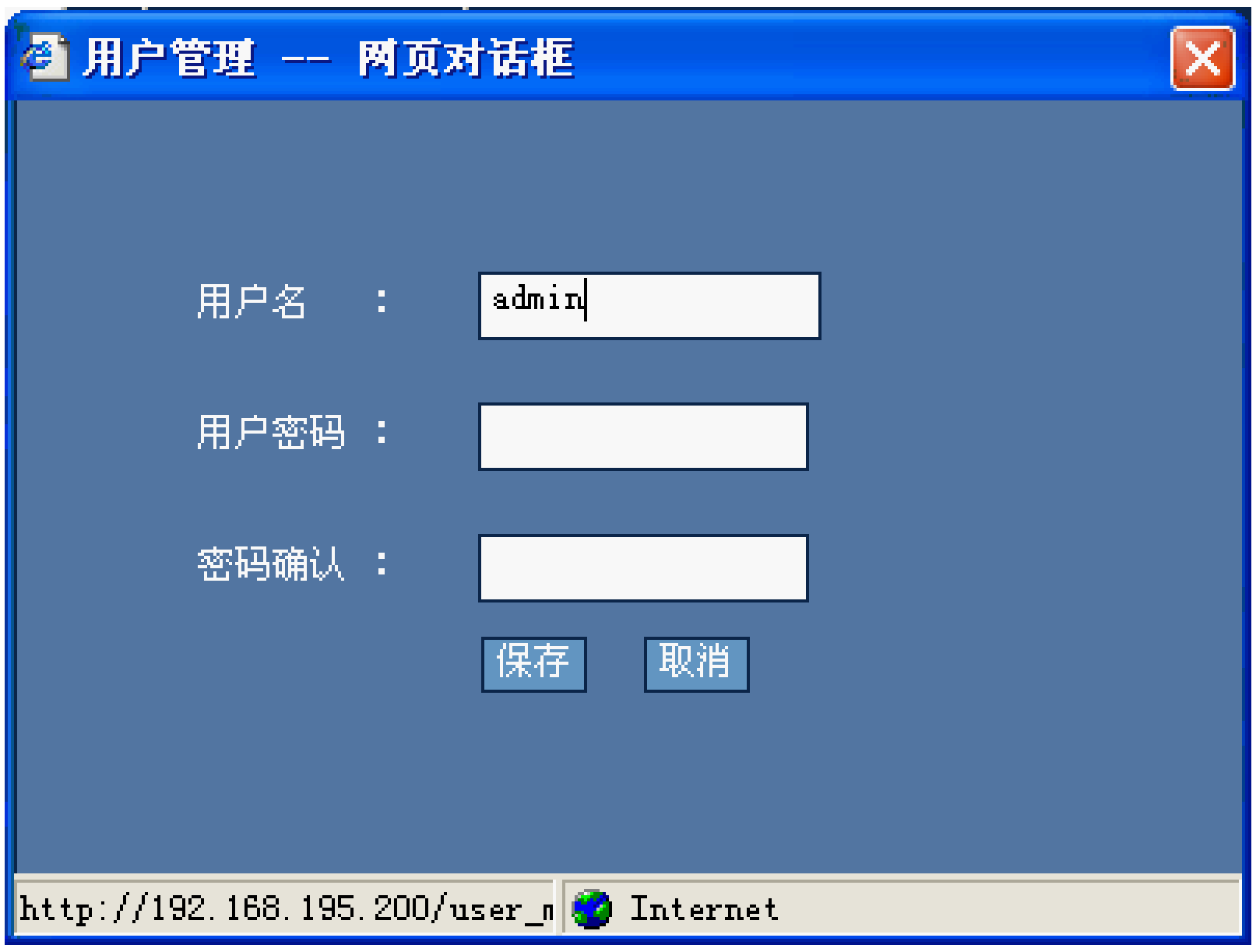

ώ ¨ ɲ ɫ Ӏ' ɖ Ŀ ᴳ Â ╗ ɫ˘ ᵍ ɫ ﬕ Э Â

` ľ Ŀ G ╖ Â

يي 6-6

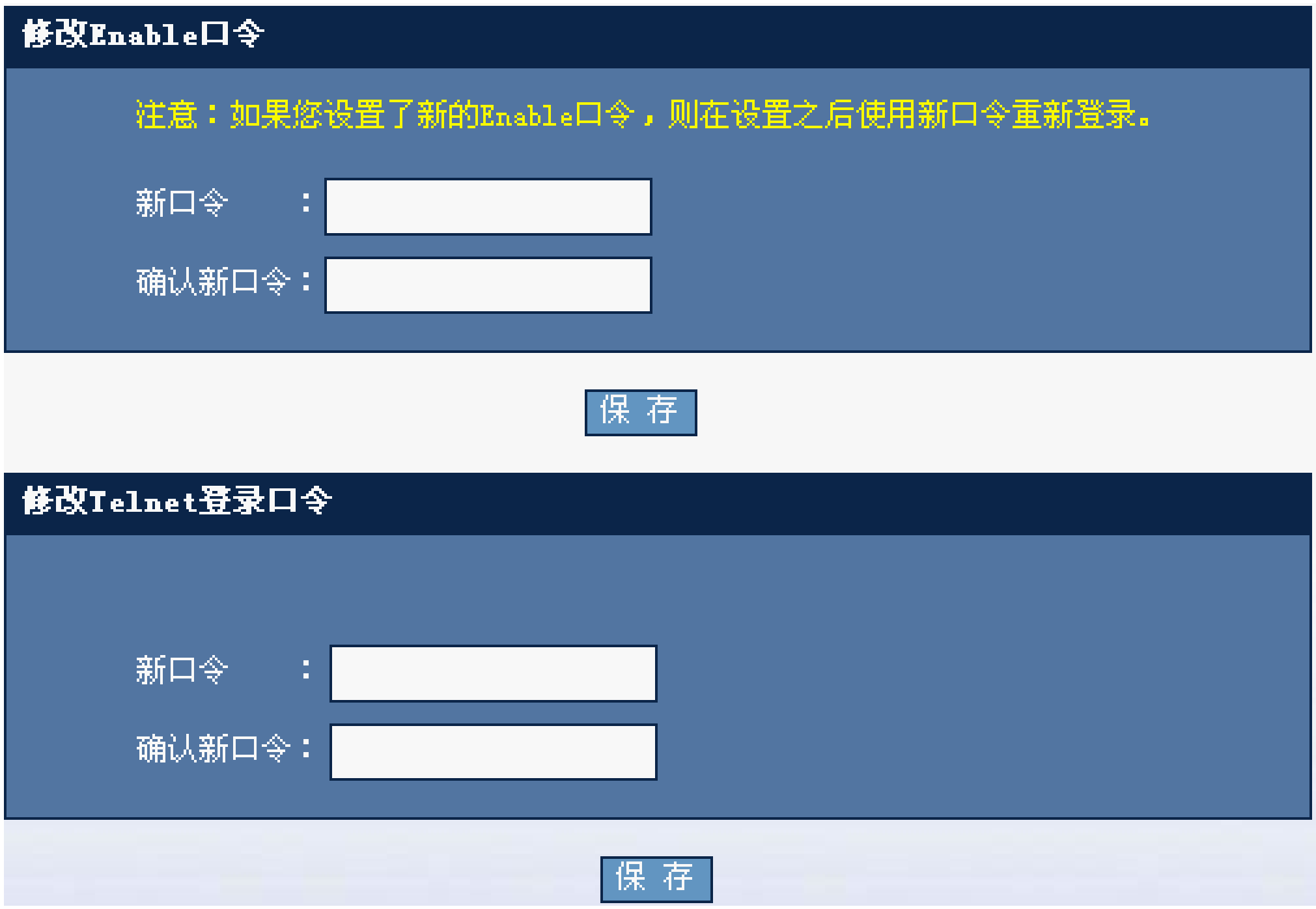

- Enable ⩘ ⳍ
- Enable ⩘ ⳍ˘ ώ ⩘ ⳍ ɫ ľ ɖ Ŀ ˘ G Â

يي 6-7

Telnet

Telnet

6-8

ώ ä Ƕ Э config.text ˇ ˘ ˝I ώ TFTP ╘ ѷ IP ը TFTP ╘ ѷ Э ˇ ˝ ɫ ľ ɗ Ŀ ᴳ
Â

` ľ WEB Ꮧ Ŀ ᴳ ╗ Â

WEB Ꮧ ʻ

ي 6-9 WEB Ꮧ

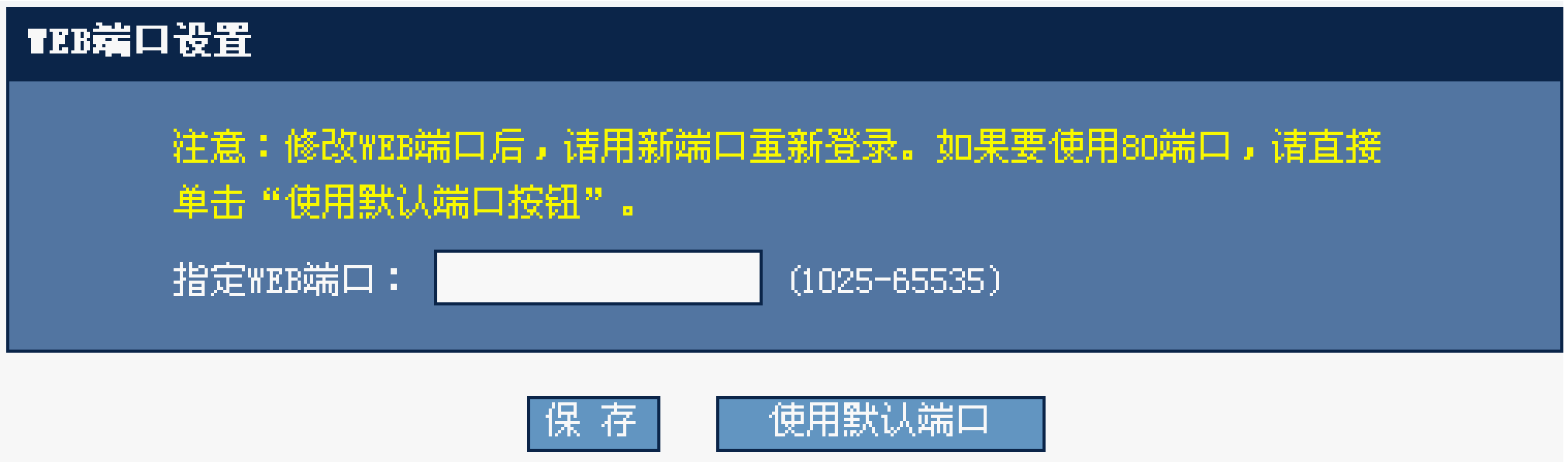

ʻ

ώ ת ᾶ Ꮧ ɫ ˘ ľ ɗ Ŀ ᴳ Â Ꮧ ɫ Ꮧ Â Ꮧ ѝ 8080
IP ك ه ѝ ʻ 192.168.1.1 ‡ http://192.168.1.1:8080 Â ѝ Ꮧ˘ ľ ᴳ Ꮧ Ŀ
ɫ ˘ http://192.168.1.1 Â

` ľ ` Ŀ ᴳ ╗ Â

` ʻ

ي 6-10 `

TFTP TFTP IP