RG-WG WebGuard

1 3
..... 3
..... 3
..... 4
2 4
3 5
..... 5
..... 2
4 2
..... 2
..... 3
..... 3
5 4
..... 4
5.1.1 Console 5
5.1.2 WEBUI 8
5.1.3 SSH 10
..... 13
..... 14
5.1.4 CLI 15
5.1.5 WEBUI 16
..... 17
DNS 18
..... 18
..... 19
..... 21
6 23

1

WegGuard (RG-WG) WEB HTTP/HTTPS

WEB

http://www.ruijie.com.cn

4008111000

2

WebGuard

WebGuard



WebGuard

WebGuard **WEB**

web

3

PWR

VLAN 1 eth0

eth0 VLAN1 WEBUI

WEBUI CLI IP

1

IP 192.168.20.200

Administrator

Password

English

Ruijie

Eth0

Eth0 HTTPS SSH ping

default-security-rule

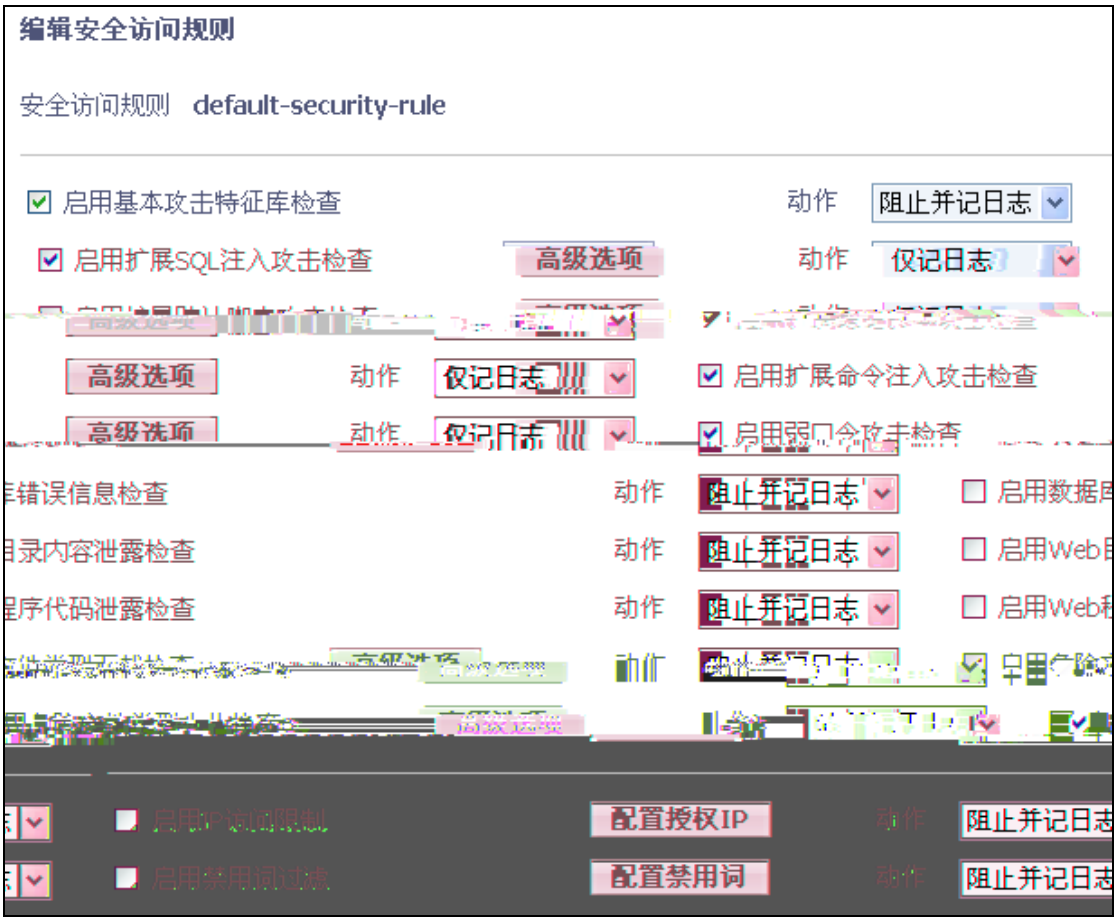

WebGuard

5

CLI WEBUI

WG

CONSOLE WG

A HTTPS

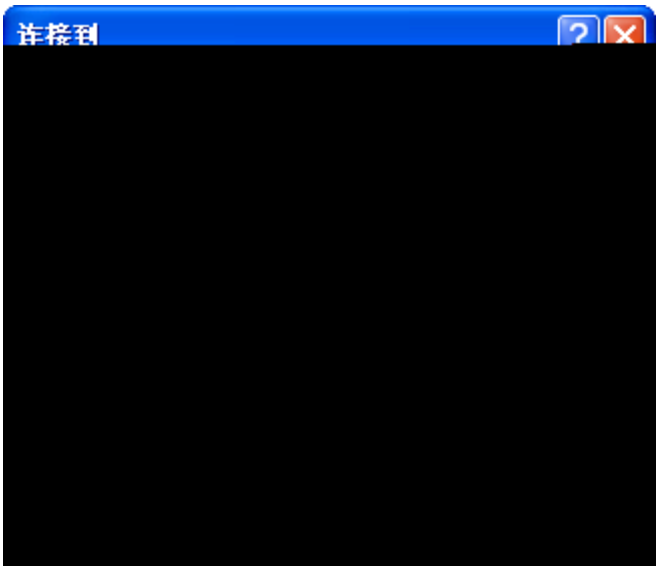

C 9600 8 1

RG-WG

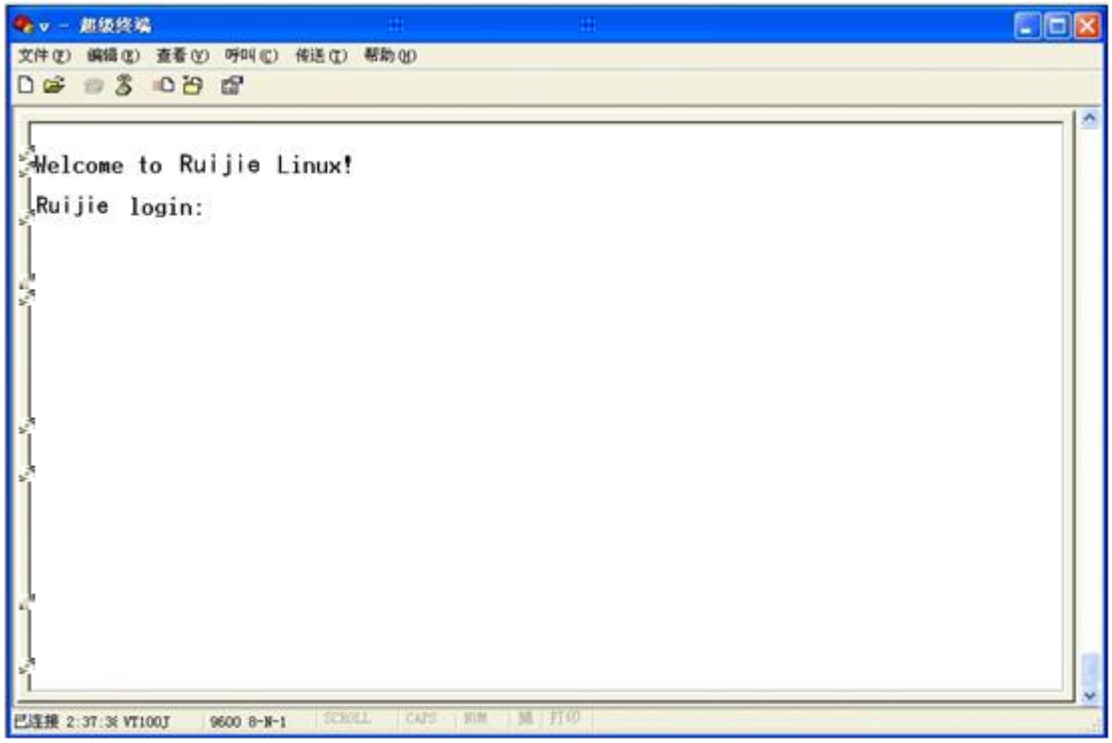

3 WG-WG administrator password

RG-WG

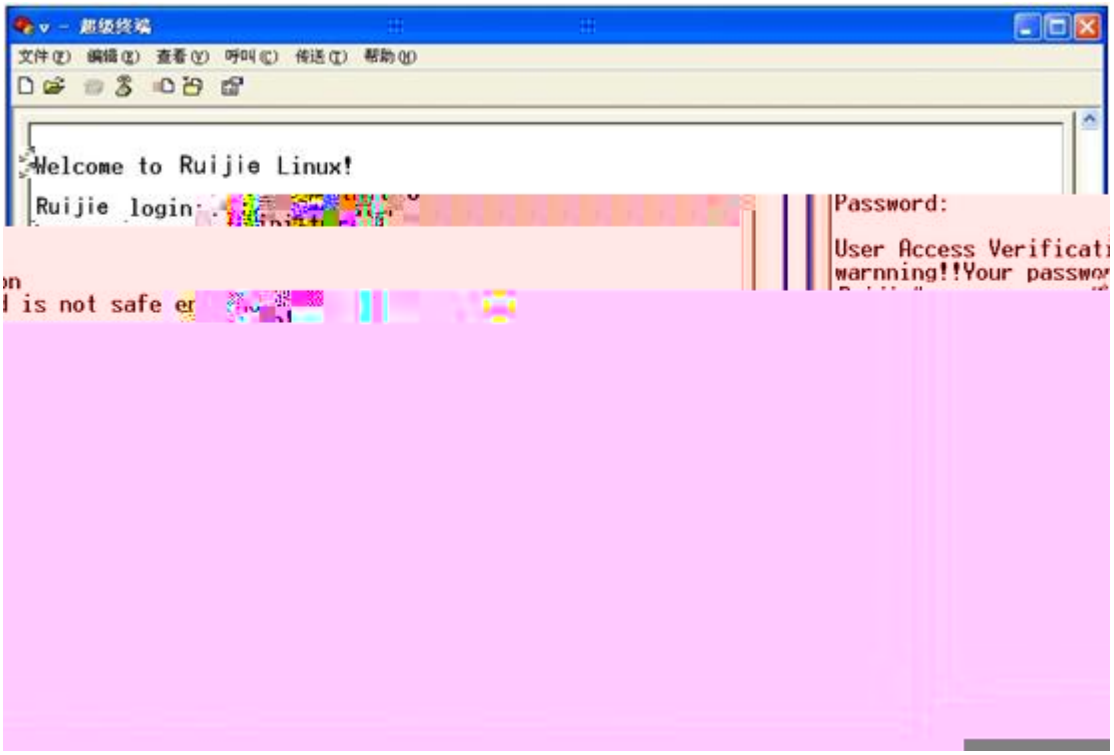

5.1.2 WEBUI

RG-WG HTTPS

RG-WG

Internet Explorer 6.0 6.0

Firefox 1.50 1.50

WG WEBUI

1 WEB

https://<Ruijie_gateway_ip_address>

VLAN1 IP 192.168.20.200/24 Console VLAN1 IP

IP IP

eth0

2 WEBUI



administrator password WEBUI

> > WEBUI

5.1.3 SSH

SSH Secure Shell

SSH

SSH

SSH

SSH

WG SSH SSH

SSH UNIX OpenSSH 32 WINDOWS

PUTTY WG WG SSH

SSH WG

WG SSH

WG SSH SSH SSH

eth0 eth0 SSH eth0

SSH eth0

#show interface eth0 manage<cr>

HTTPS SSH PING eth0 HTTPS SSH ping

SSH SSH

eth2 SSH CLI

#set interface eth2 manage ssh

WEBUI

1 > >

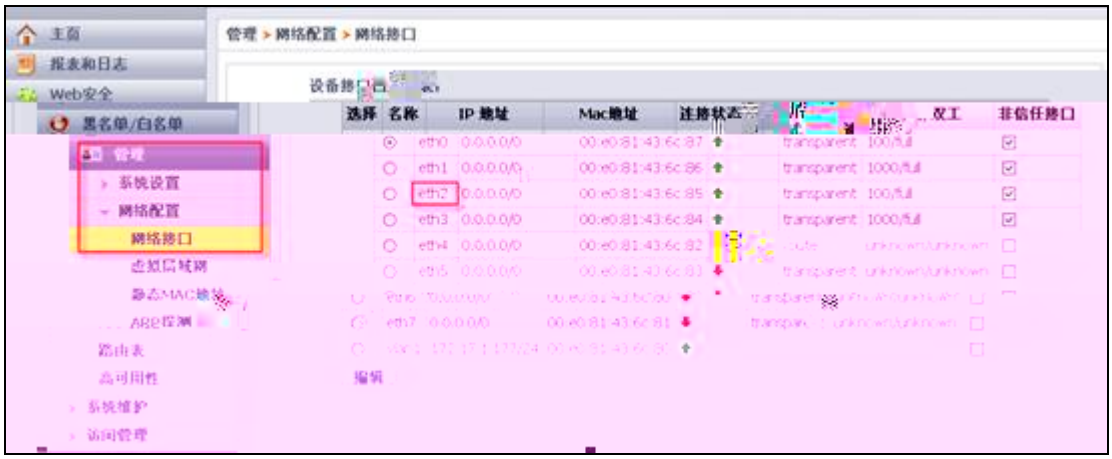

2 eth2 eth2

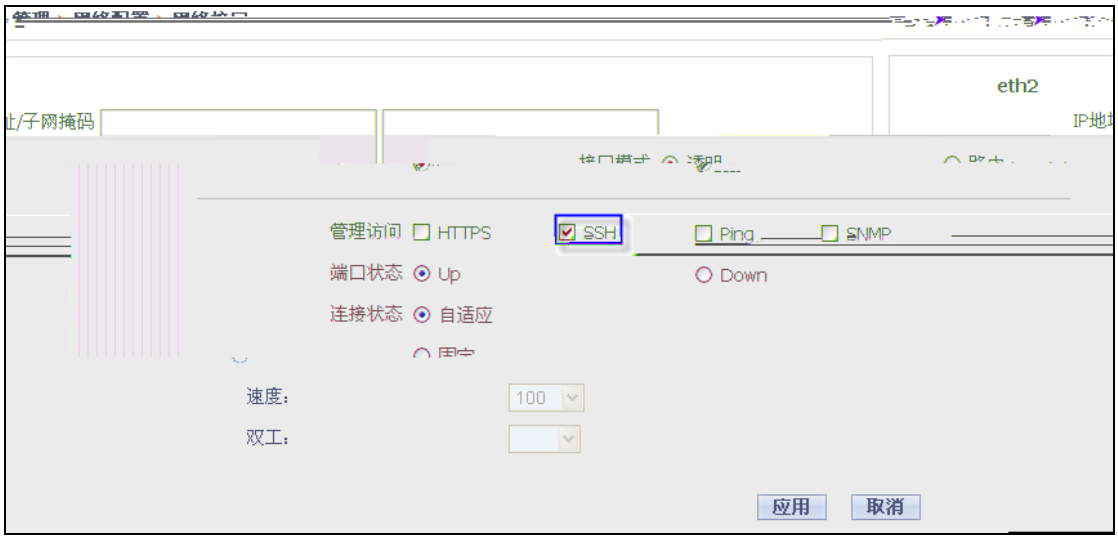

SSH

SSH

SSH PuTTY OpenSSH

SSH PUTTY SSH

1 Putty.exe



2

Host Name or IP address SSH IP port

22

connection type SSH

saved session save

load SSH

3 Open SSH

administrator

CLI

#set admin administrator password 123456

WEBUI

1 > > administrator

VLAN IP VLAN1 IP unset interface vlan1<cr>

VLAN IP SSH SSH

CLI

4 HTTPS SSH

HTTPS SSH eth2

HTTPS set interface eth2 manage https

HTTPS unset interface eth2 manage https

SSH set interface eth2 manage ssh

SSH un

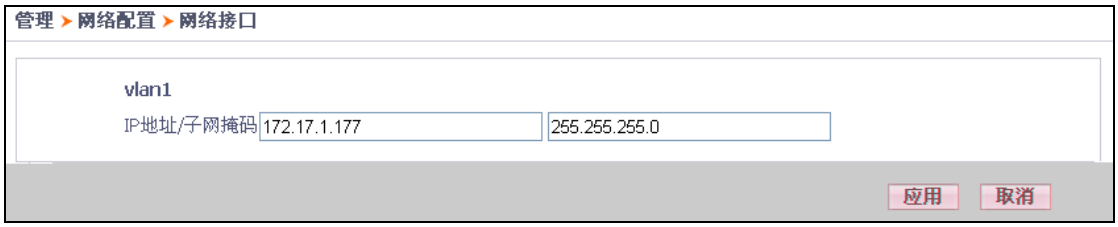
管理 ➤ 网络配置 ➤ 网络接口
vlan1
IP地址/子网掩码
172.17.1.177
255.255.255.0
应用
取消

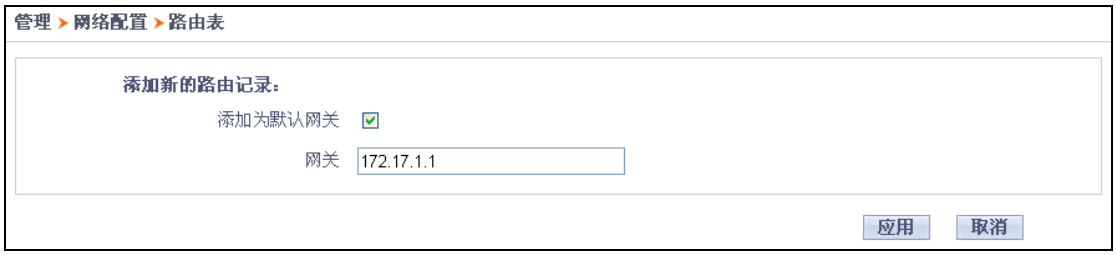

VLAN

2

DNS

WebGuard

DNS

> > DNS

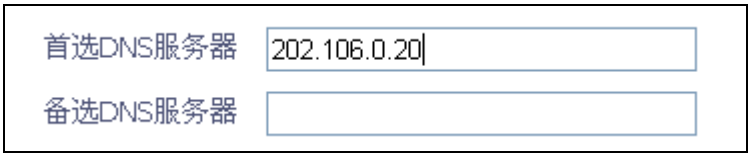

>

3

1 **WEB** >

[redacted]

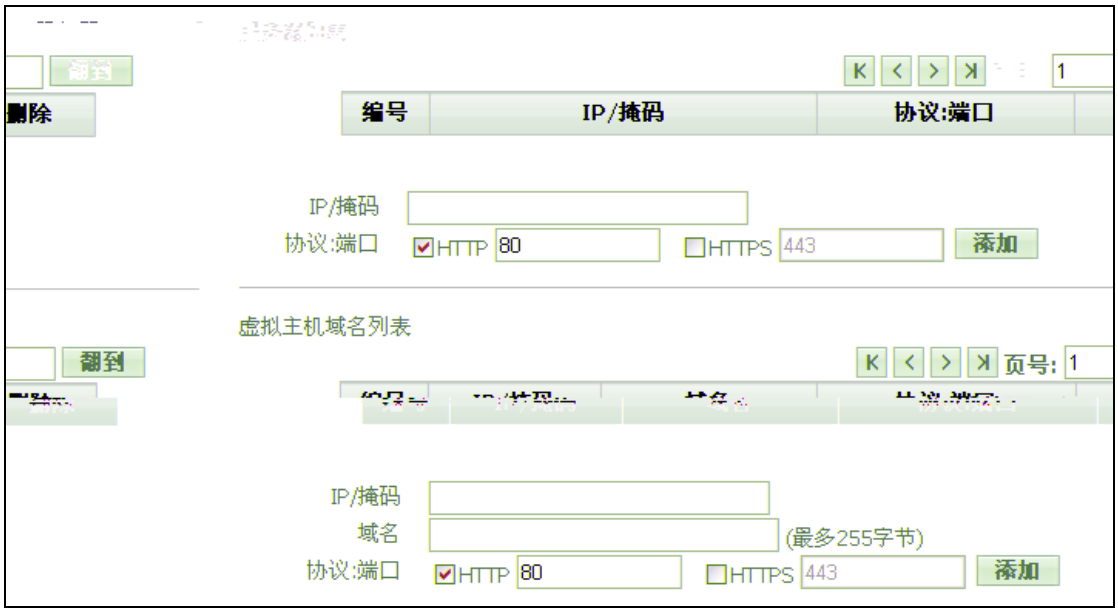

WEB IP

WWW

WEB IP

4

default-security-rule WEB

5

6

License

WG